

ZD1901 PHOTO INTERRUPTER DATA


This device enables you to turn a circuit on and off optically. In a moulded plastic housing with a IR LED facing a photo-transistor across a gap.

Features

High reliability
High Speed
Rugged one piece construction
PCB or chassis mounting
Capable of a many applications
0.5mm aperture
Low cost

Applications

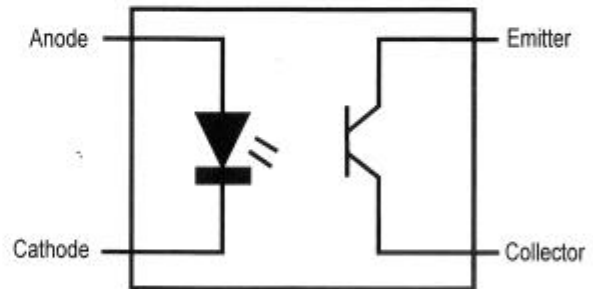
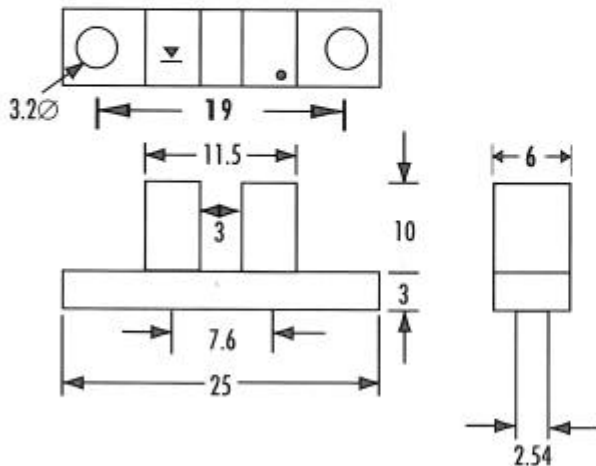
Tape-end sensor
Tachometer
Opto ignition
Timing sensor
Edge sensor
Counter Sensor



ABSOLUTE MAXIMUM RATINGS (Ta = 25°C)

	SYMBOL	RATINGS	UNIT
INPUT			
Forward DC current	If	60	mA
Pulse forward current	Ifp	—	A
Reverse Voltage	Vr	6	V
OUTPUT			
Collector emitter voltage	BV cco	30	V
Emitter collector voltage	BV cco	6	V
Power dissipation	Pc	100	mW
COUPLED			
Storage temperature	Tstr	-25 ~ +100	°C
Operating temperature	Topt	-20 ~ +85	°C
Lead soldering temp (5 sec)		250	°C

	SYMBOL	MIN.	TYP.	MAX.	UNIT	CONDITIONS
INPUT						
Forward voltage	Vf	—	1.2	1.5	V	If = 30mA
Reverse leakage current	Ir	—	—	10	uA	Vr = 4V
OUTPUT						
Dark current	Id	—	—	100	nA	VCE = 10V If = 0
Junction capacitance	Ct	—	—	—		
COUPLED						
Output current	Ic	0.5	—	—	mA	If = 20mA VCE = 5V
Rise time	Tr	—	5	—	uS	Ic = 2mA VCE = 5V
Fall time	Tf	—	5	—	uS	RL = 100 ohm



Jaycar
ELECTRONICS