

Pyroelectric Infrared PIR Motion Sensor Detector Module User's Guide

Table of contents

Chapter1. Overview	1
Chapter2.Contact Us.....	3

Pyroelectric Infrared PIR Motion Sensor Detector Module

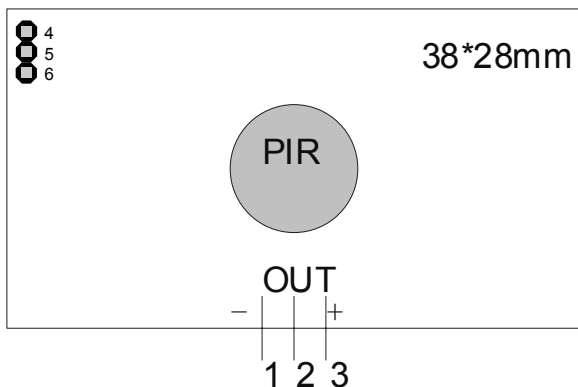
NOTES:

Product Version : Ver 1.0

Document Version : Ver 1.0

Chapter1.Overview

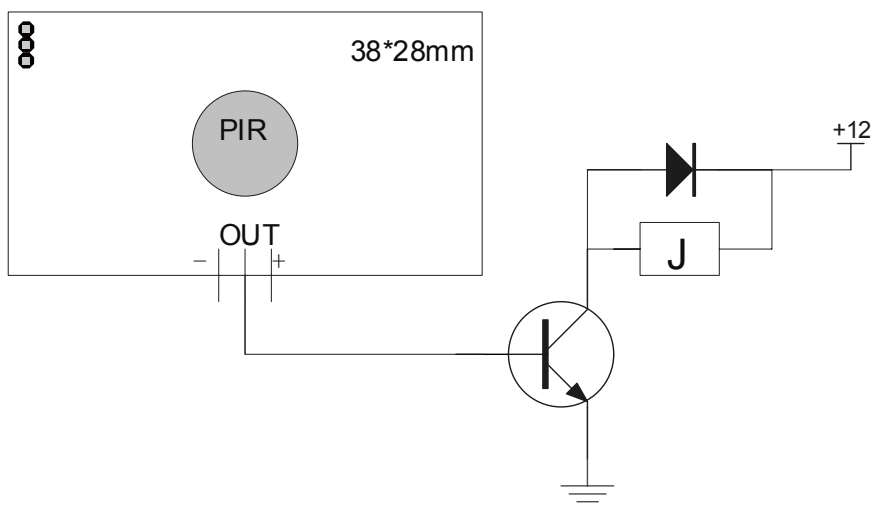
Module's External Connection schematic



- 1.Power In, Negative-
- 2.OUT, Signal Output
- 3.Power In, Positive+

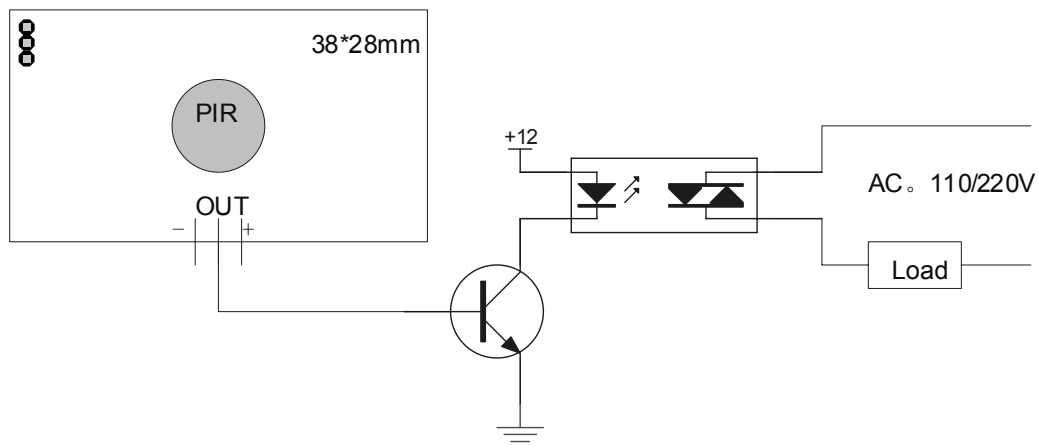
4-5	H, recurring trigger port
5-6	L non-recurring trigger port

DC load circuit schematic



Overview

AC load circuit schematic



Main Technical Specifications

1. Power Voltage: DC4.5-20V
2. Quiescent current: 50 μ A
3. Level output: High, 3V
4. Level output: Low, 0V
5. Level Holding Time: 3seconds
6. Trigger method: L nonrecurring trigger; H recurring trigger
7. Sensing angle: 110°
8. Sensing distance: 7m

This module outputs signal for two times after initial powering and enters into normal testing process following a 2-minutes delay. The level holding time is 3 seconds and the interval is 5 seconds. A photosensitive resistor could prevent the module from being triggered in daylight. The factory preset of this module is nonrecurring trigger and this module will be triggered when human proximity is detected.

Chapter2.Contact Us

Sure Electronics Co., Ltd.

5F, Zone A,

Qinhuai Technology Innovation Center

105-2 DaMing Rd (Zip Code : 210022)

Nanjing

PRC

Tel: +86-25-66606340 (English Service) GMT1am-10am

Fax: +86-25-66606346

Website: www.sure-electronics.net

www.sureelectronics.net

www.sure-electronics.com