



CD4060 CIRCUIT CONNECTION




output voltage of Q14 to res R4 one end


Voltage of R4 another end




voltage of Q3 gate pin




voltage of Q3 source pin



Q3 drain and Q3 gate voltage is 12.05 v





the motor moves little to down side when Q14 output comes. i noticed this condition both relay coils are not actuated. these above test conducted after the limit switches and moter disconnected.

i receive the voltage in Q3 gate is +6v when the Q14 off condition(the motor goes up)

