

# Parts Change Notice

TH-37PA60H TH-37PA60M TH-37PG9G  
 TH-37PG9W TH-42PA60A TH-42PA60AC  
 TH-42PA60C TH-42PA60H TH-42PA60L  
 TH-42PA60M TH-42PA60MT TH-42PG9C  
 TH-42PG9G TH-42PG9W TH-42PS9CK  
 TH-42PS9CS TH-42PS9GK TH-42PS9TK  
 TH-42PS9TS TH-42PS9WK TH-42PS9WS

Please revise the original parts list in the Service Manual to conform to the change(s) shown herein.  
 If new part numbers are shown, be sure to use them ordering parts.





## Reason for Change

\*The circled item indicates the reason. If no marking, see the Notes in the bottom column.

● 1. Improve performance	
2. Change of material or dimension	
3. To meet approved specification	
4. Standardization	
5. Addition	
6. Deletion	
7. Correction	
8. Other	

## Interchangeability Code

\*\*The circled item indicates the interchangeability. If no marking, see the Notes in the bottom column.

Parts	Set Production	
A Original New	 Early Late	Original or new parts may be used in early or late production set. Use original parts until exhausted, then stock new parts.
B Original New	 Early Late	Original parts may be used in early production sets only. New parts may be used in early or late production sets. Use original parts where possible, then stock new parts.
● C Original New	 Early Late	New parts only may be used in early or late production sets. Stock new parts.
D Original New	 Early Late	Original parts may be used in early production sets only. New parts may be used in late production sets only. Stock both original and new parts.
E Other		

## Part Number

Model No.	Ref. No.	Original Part No.	New Part No.	Notes	Part Name & Descriptions
see above	R448 R449	D0XGR10J0003	D0XGR12JA007		M 0.12 OHM,J, 5W (Resistor in P-board)

File this Parts Change Notice with your copy of the Service Manual.