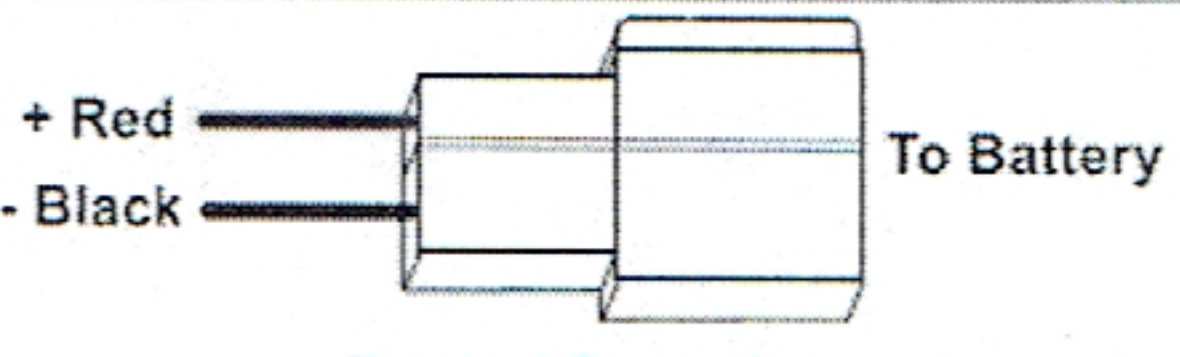
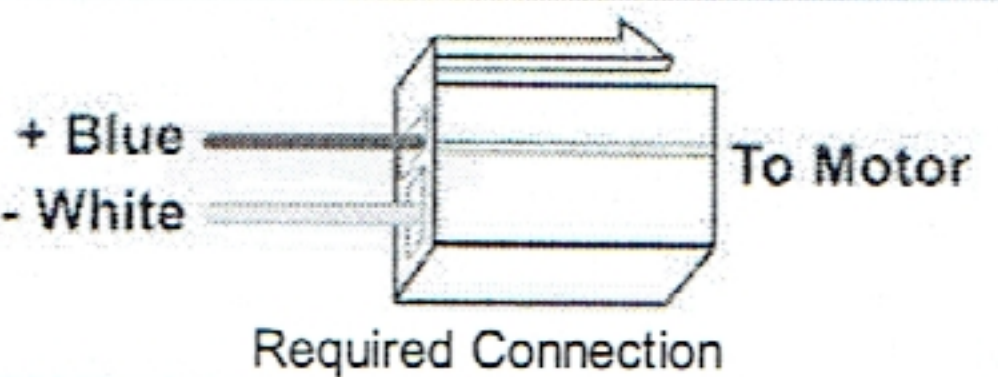
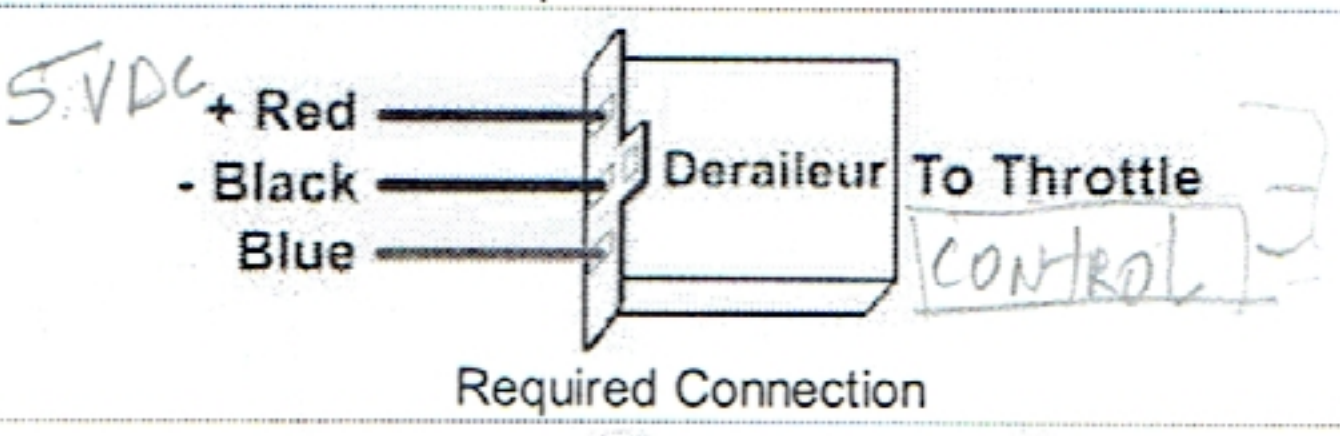
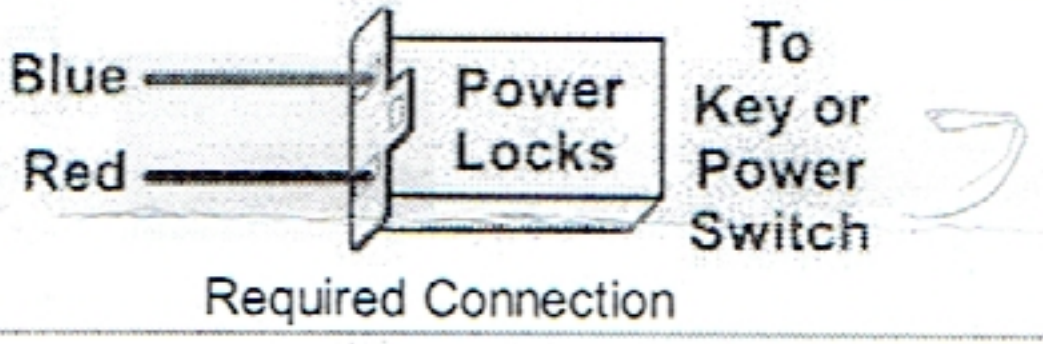
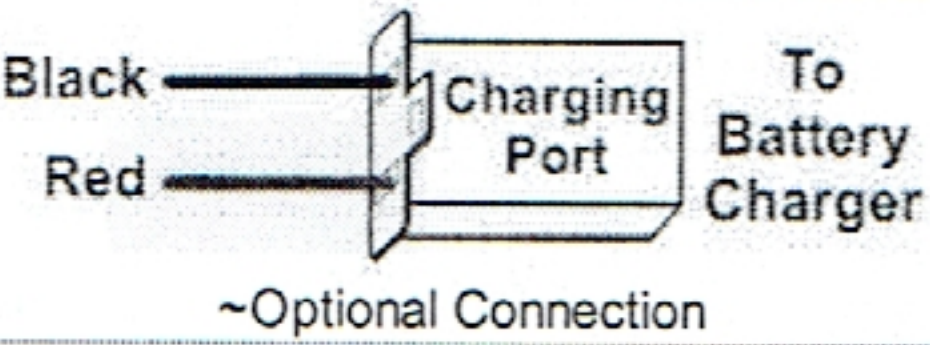
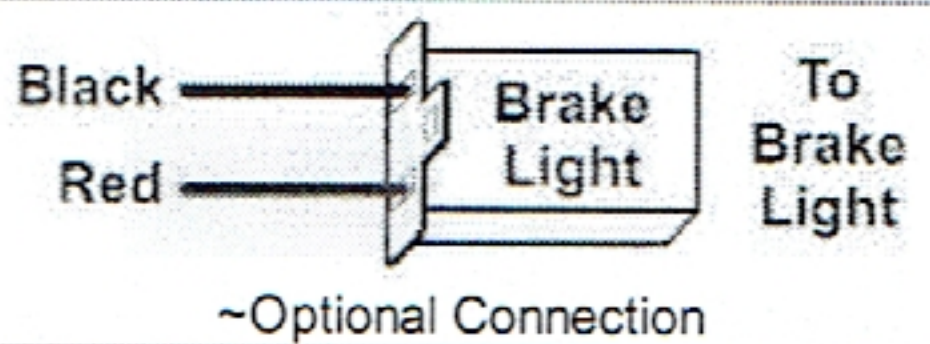
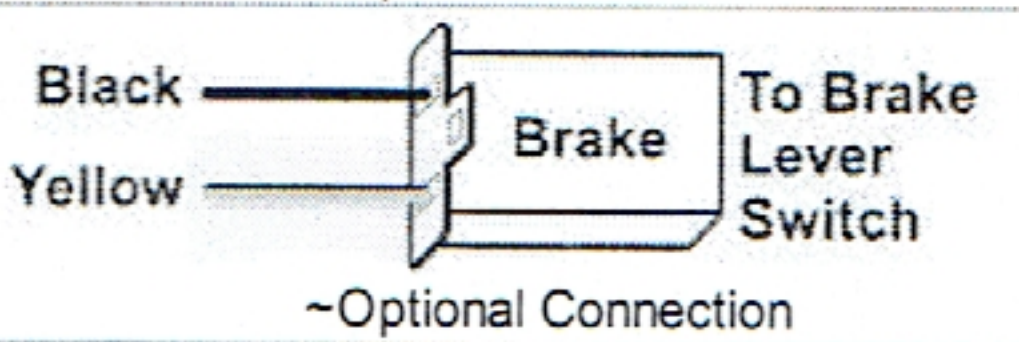
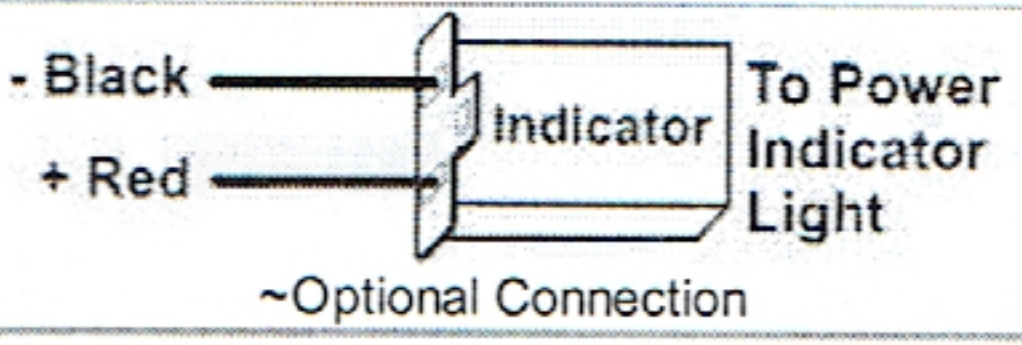


Speed Controller SPD-24250 Installation and Wiring	
Rated Voltage	24 Volts
Rated For Motors	Up To 250 Watts
Maximum Current	20 Amps
Rated For Chargers	Up To 3 Amps
Conversion Efficiency	95%
Under Voltage Protection	20.5 Volts
Recommended Fuse Size	25 Amps
Case Dimensions	3" Long x 2-5/16" Wide x 1-3/8" High
Wire Length	4" From Case To End Of Connectors

Under Voltage Battery Protection: When the battery pack falls below a specific Voltage the controller turns the motor off preventing over discharging of the battery pack which extends the battery packs lifespan. (The cutoff value is approximately 20.5 Volts \pm 1.0 Volts)

Motor Cut-Off During Braking: When the brakes are engaged the brake switch signals the controller to turn off the motor.

*Power Connector Red = Positive Black = Negative Mating Connector Item # CNX-50	 <p>Required Connection</p>
Motor Connector Blue = Positive White = Negative Mating Connector Item # CNX-50	 <p>Required Connection</p>
Throttle Connector Mating Connector Item # CNX-52	 <p>Required Connection</p>
Key Switch Connector Mating Connector Item # CNX-51	 <p>Required Connection</p>
Battery Charger Connector Red = Positive Black = Negative Mating Connector Item # CNX-51	 <p>~Optional Connection</p>
Brake Light Connector Mating Connector Item # CNX-51	 <p>~Optional Connection</p>
Brake Lever Switch Connector Mating Connector Item # CNX-51	 <p>~Optional Connection</p>
Power Light Connector Mating Connector Item # CNX-51	 <p>~Optional Connection</p>

*The power connector should be the last connection made.
 *Fuse or circuit breaker protection is required between speed controller and battery pack.
 ~Optional Connections do not need to be hooked up for the speed controller to operate.

My Order

FROM:

Electrical Scooter Parts

DATE:

ORDER N:

PRICE: \$29.95 US

1-800-908-8082

JUMP FOR TESTING

Speed Controller

Print Document

Close

24V 250W electrical scooter speed controller
 SPD-24250