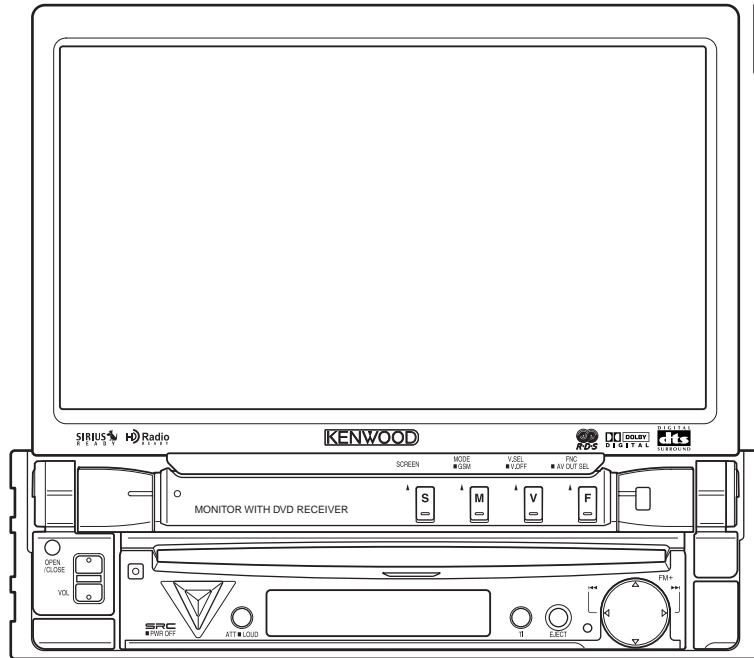
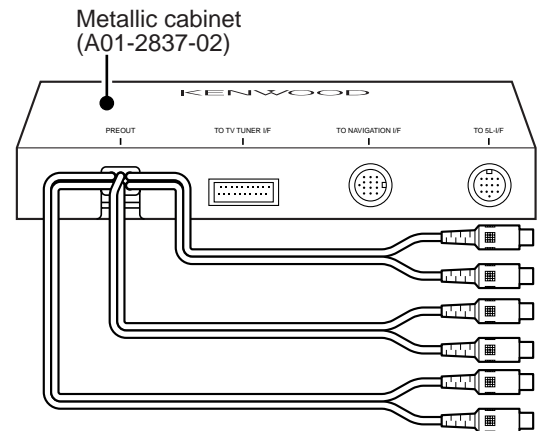


KVT-715DVD, 725DVD/-B KVT-735DVD, 745DVD KVT-765DVD, 815DVD SERVICE MANUAL

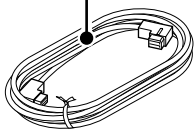


KVT-715DVD (K type)

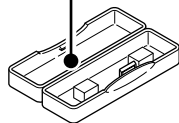
The DVD mechanism information is not in this service manual.
Please refer to service manual for X92-4750-00 (B53-0052-00).



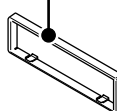
Cord with plug
(E30-6301-05)



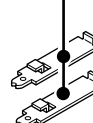
Plastic cabinet assy
(A02-2723-03)



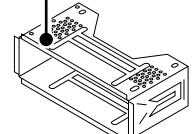
*Escutcheon
(B07-3022-02)
(B07-3058-02)



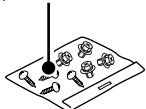
*Mounting hardware
(J21-9784-04) x2



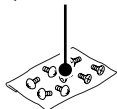
Mounting hardware assy
(J21-9934-03)



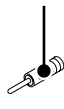
Screw set
(N99-1558-05)



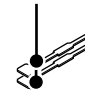
*Screw set
(N99-1723-05)




*Antenna adaptor
(T90-0512-05)



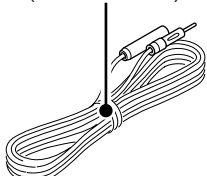
Lever
(D10-4589-04) x2



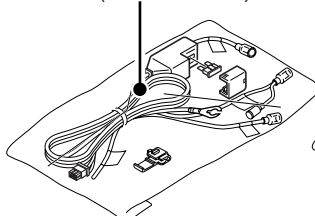
Remote controller
(A70-2064-05 : RC-DV420)



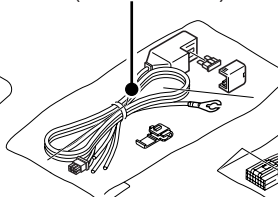
Cord with connector
(E30-4953-05)



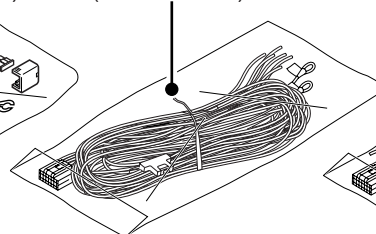
*DC cord
(E30-6337-05)



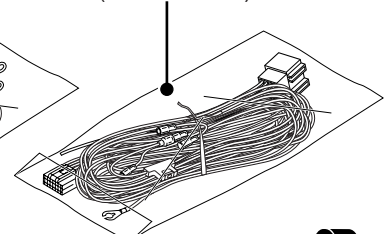
*DC cord
(E30-6338-05)



*Cord with connector
(E30-6339-05)

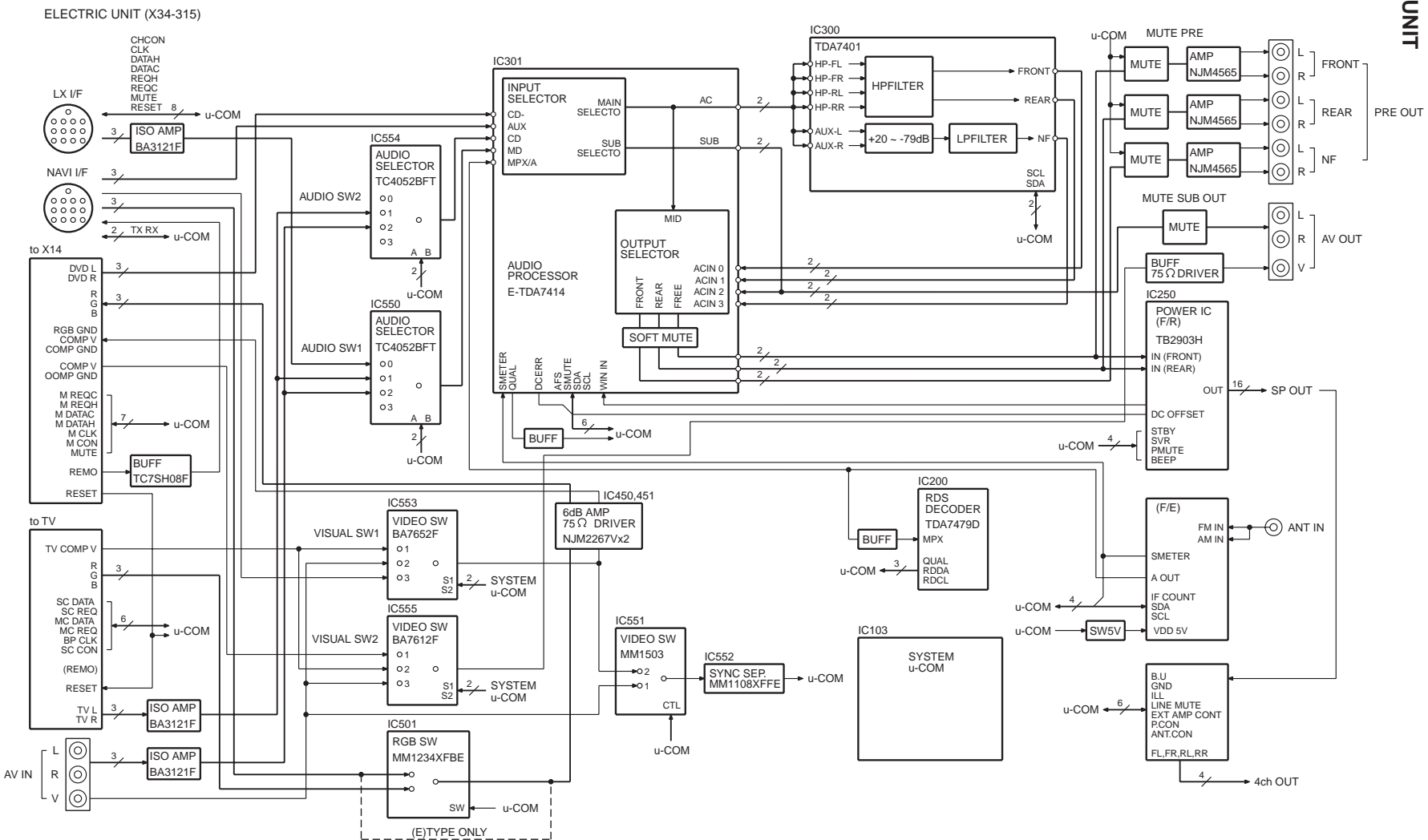


*Cord with connector
(E30-6340-05)



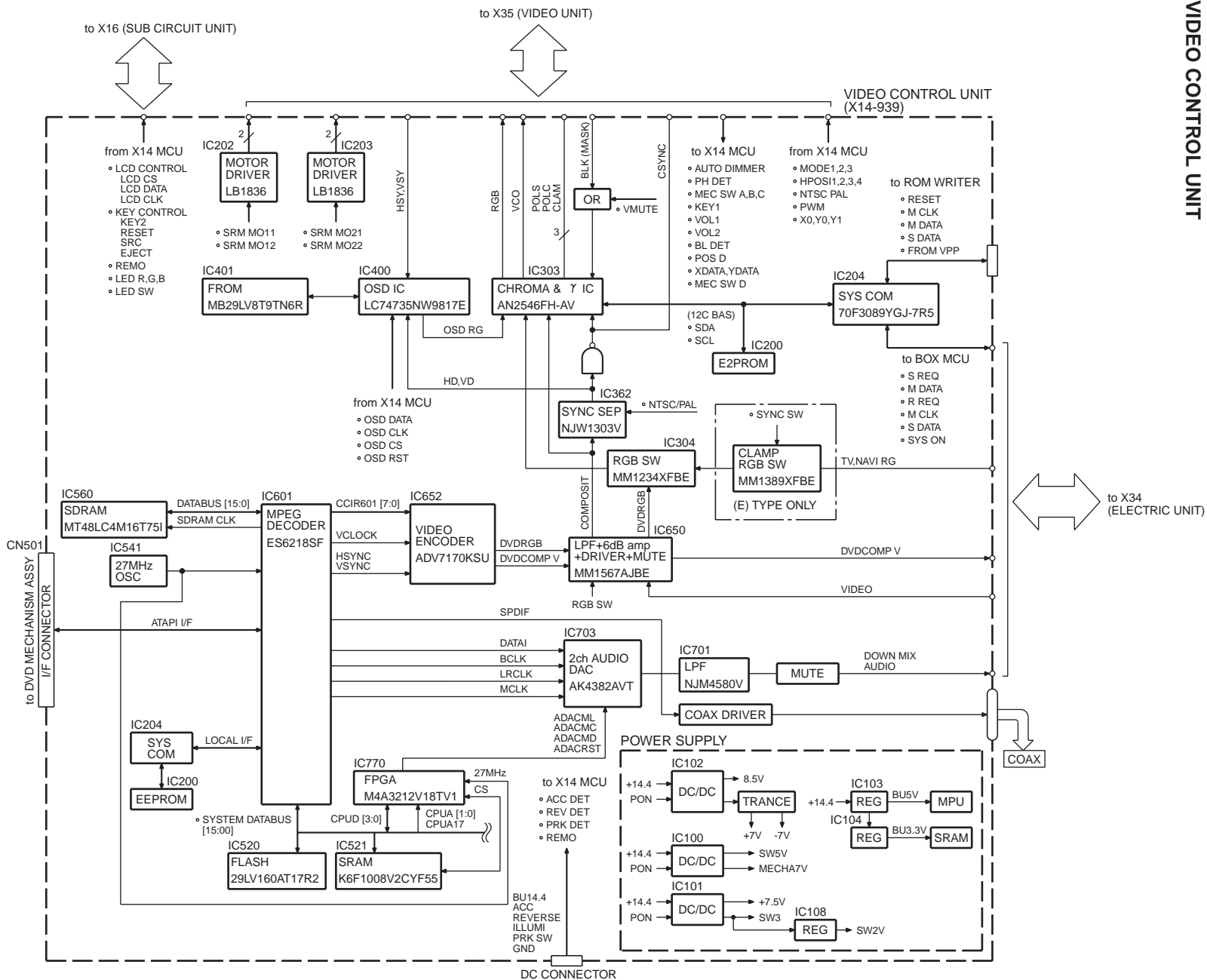
BLOCK DIAGRAM

ELECTRIC UNIT



BLOCK DIAGRAM

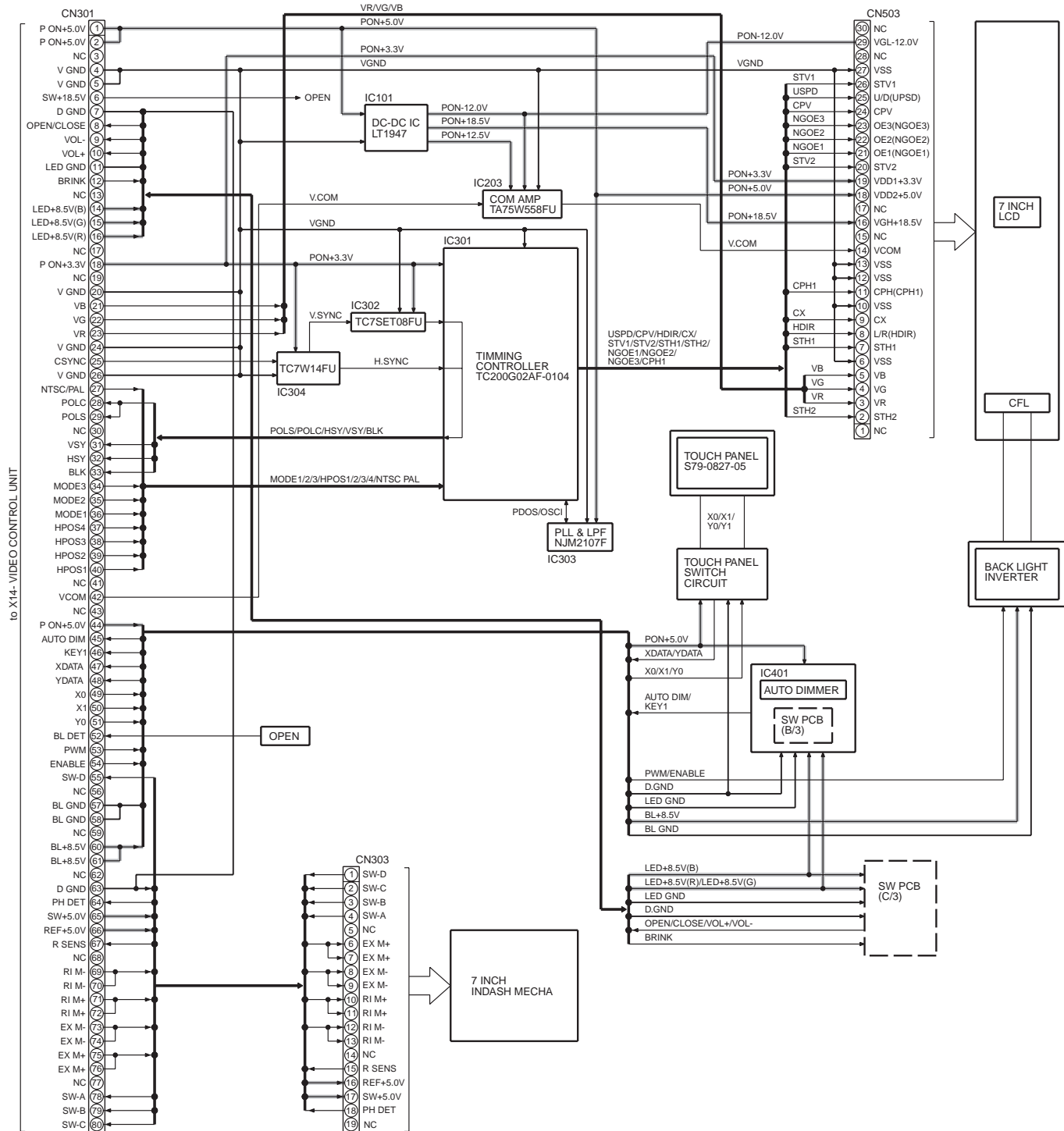
VIDEO CONTROL UNIT



BLOCK DIAGRAM

VIDEO UNIT

VIDEO UNIT (X35-4280-01)



COMPONENTS DESCRIPTION

● VIDEO CONTROL UNIT (X14-939x-xx)

Ref No.	Application / Functions	Operation / Condition / Compatibility
IC100	AVR	Switching power supply (SW5V, MECHA7V)
IC101	AVR	Switching power supply (SW3.3V, PANEL MECHA7V)
IC102	AVR	Switching power supply ($\pm 7.5V$, BL8.5V)
IC103	AVR	BU5V output
IC104	AVR	BU3.3V output
IC105	BU detector	Reduced voltage detector for BU line
IC106	P ON control	Power ON control IC
IC107	AVR	VIDEO7.5V output
IC108	AVR	SW2V output
IC200	E2PROM	E2PROM for system microprocessor
IC202	Motor driver	Slide mechanism motor driver
IC203	Motor driver	Tilt mechanism motor driver
IC204	System microprocessor	System control microprocessor
IC205	Buffer	Remote controller signal buffer
IC206	Reset	Reset control for system microprocessor
IC207	Reset IC	Reset IC for system microprocessor
IC300	AVR	VIDEO5V output
IC301	1H DELAY	1H DELAY (for PAL video signal)
IC302	RGB sw	RGB synchronize signal separator
IC303	RGB decoder	RGB signal decoder
IC304	RGB sw	RGB video signal switch (switching for DVD/NAVI, TV)
IC305	AVR	VIDEO3V output
IC306	Muting control	Video muting control
IC361	Sync mix.	Sync mixer for HD and VD sync
IC362	Sync sep.	Synchronies separator
IC363,364	Buffer	3CH buffer (HD, VD signal)
IC365	Timing generator	HD timing generator (for OSD)
IC400	OSD	Graphic generator (for OSD)
IC401	Flash ROM	Font data ROM (for OSD)
IC520	Flash ROM	FLASH ROM (for MPEG decoder control program)
IC521	SRAM	SRAM (MPEG decoder backup ROM)
IC522	Selector	Chip selector for SRAM
IC540	Buffer IC	27MHz buffer
IC541	Inverter	27MHz oscillator
IC560	SDRAM	SDRAM (for memory for decode data)
IC580	Level shift	Level shift (3.3V \rightarrow 5V)
IC601	Decoder	MPEG decoder
IC650	Amp	Video signal amp (6dB & LPF)
IC651	AVR	VIDEO5V output
IC652	Encoder	Video encoder
IC701	LPF	Audio LPF

COMPONENTS DESCRIPTION

Ref No.	Application / Functions	Operation / Condition / Compatibility
IC702	AVR	AUDIO5V output
IC703	DAC	Audio DAC
IC750	Driver	Digital output driver
IC770	Audio & SRAM cont.	Audio DAC & SRAM control
Q100~103	SW	P ON control sw
Q104,105	BU det.	Reduced voltage detector for BU line
Q106	Power FET	SW14V output
Q107	ACC det.	ACC detect control
Q108	PARK det.	Parking detector
Q109	AVR	For SW5V, MECHA7V
Q110	AVR	For SW3.3V, PANEL MECHA7.5V
Q111	AVR	For $\pm 7.5V$, MECHA7V
Q112	AVR	VIDEO7.5V output
Q113~116	AVR	FAN driver (12.8V)
Q117	AVR cont.	Panel mechanism AVR control
Q118,119	Current det.	BL8.5V over current detector
Q120~124	SW	Select SW BU5V or SW5V line
Q170,171	SW	OSC selector (SW5V, MECHA7V)
Q172,173	SW	OSC selector (SW3.3V, PANEL MECHA7.5V)
Q174,175	SW	OSC selector ($\pm 7.5V$, MECHA7V)
Q200,201	Illume cont.	Illumination control (BLEU)
Q202,203	Illume cont.	Illumination control (GREEN)
Q204,205	Illume cont.	Illumination control (RED)
Q207	Reset	Microprocessor reset control
Q300	Selector	NTSC/PAL selector (chroma LFC frequency)
Q360	Buffer	Buffer (Y signal)
Q361	Buffer	Buffer (C signal)
Q362	Buffer	Buffer (for V sync separator)
Q400	Buffer	Buffer (RED signal for OSD)
Q401	Buffer	Buffer (GREEN signal for OSD)
Q402	Buffer	Buffer (BLUE signal for OSD)
Q403	Selector	NTSC/PAL selector (for OSD clock)
Q650	Inverter sw	Inverter (RGB SW)
Q652	Muting	Muting for IC650 (6pin)
Q701	Muting	Audio DMIX L muting
Q702	Muting	Audio DMIX R muting
Q703~707	Audio mute.	Audio muting control
Q751,752	COAX drv.	Drive for coaxial digital output
Q901,902	TDF panel AVR cont.	TDF panel AVR ON/OFF control

COMPONENTS DESCRIPTION

● ELECTRIC UNIT (X34-315x-xx)

Ref No.	Application / Functions	Operation / Condition / Compatibility
IC1	AVR	AUDIO8.4V AVR (for audio circuit)
IC3	AVR	VIDEO5V AVR (for video circuit)
IC4	AVR	±9.0V AVR (for 5V pre out circuit)
IC100	Logic IC	Audio muting control
IC101	Reset IC	When BU voltage less than 3.7V, this IC output is L (Rreset)
IC103	System control	System microprocessor (control for X32 unit, communication for another unit)
IC200	RDS decoder IC	RDS signal decoder
IC250	Power amp	Audio power amp (50W x 4)
IC300	Digital audio processor	DSP for audio (4ch high pass filter, 2ch low pass filter)
IC301	Audio system IC	Electrical volume, audio selector, noise cancellor, FM mpX
IC350	Amp	Isolation amp (for LX BUS)
IC400	Logic IC	Isolation for navigation signal line and another common line
IC450,451	Amp	75Ω video driver & 6dB amp (X34 unit to X14 unit)
IC452	Logic IC	Reset signal inverter
IC500	Amp	Isolation amp (for TUNER)
IC501	SW	RGB selector (TV or NAVI line)
IC550,554	4ch multiplexer	Select for audio signal (LX or NAVI line, TV or AV IN)
IC 551	Video SW	Select for composite video signal (IC553 or AV IN) : Use for NTSC/PAL detector and back camera detect
IC552	Sync sep.	Sync separator (place for NTSC or PAL format signal)
IC553	75Ω driver & video sw	Select for video signal to X14 unit (TV, AV IN, NAVI)
IC555	75Ω driver & video sw	Select for video signal to AV out terminal (DVD, TV, AV IN)
IC600	Amp	Isolation amp (for AV IN)
IC602~604	OP AMP	For 5V pre out
IC702	OP AMP	1/2VCC for IC350 AND IC500 (LX, TV)
IC900	OP AMP	For noise canceled
Q1	BU5V sw	Q1 is ON When supplied for BU14V
Q2	BU5V sw	Q2 is ON When supplied for BU14V
Q3	SW5V sw	Q3 is ON When Q9 is ON
Q4	A9V sw	Q4 is ON When supplied for SW14V
Q5	V5V sw	Q5 is ON When supplied for SW14V
Q6	AVR (A9V)	Q6 is ON When Q4 is ON
Q8	AVR (SW14V)	Q8 is ON When P ON line is ON
Q9	AVR (SW5V)	Q9 is ON When P ON line is ON
Q10	SW (V5V)	Q10 is ON When Q5 is ON
Q11	SW (±9V)	Q11 is ON When Q12 is ON
Q12	SW (±9V)	Q12 is ON When supplied for SW14V
Q13~18	AVR	-9V output
Q19	Illumination sw	Q19 is ON when Car Illumination sw is ON
Q20	ANT-CONT SW	ANT-cont is ON when select for TUNER
Q21	SW	Q21 is ON when P CONT is ON
Q22	SW	Q22 is ON when Q21 is ON

COMPONENTS DESCRIPTION

Ref No.	Application / Functions	Operation / Condition / Compatibility
Q23	P-ANT SW	Q23 is ON when Q20 is ON
Q24	SW	Q24 is ON when Q25 is ON
Q25	SW	Q25 is ON When supplied for BU14V and Q25 is OFF When Q22 is ON
Q26	BU det.	Q26 is ON When supplied for BU detect
Q27	EXT-AMP sw	Q27 is ON when Ext-cont is L
Q100	Inverter sw	Q100 is ON when S-MUTE is ON
Q200	SW (AM AVR)	Q200 is ON when select for TUNER function
Q201	SW (AM AVR)	Q201 is ON when Q200 is ON
Q300	Noise det. sw	Q300 is ON when QUAL terminal is H for IC301
Q301	S-mute sw	Q301 is ON when Q100 is ON
Q460	Reset sw	For TV reset signal (invert for reset signal)
Q551~554	Voltage shift	Voltage shift for 5V to 8V (for audio selector sw)
Q600~606	Preout mute	Q600~606 is ON when Q603 is ON (for pre out muting)
Q603	Preout mute	Q603 is ON when MUTE-PRE is ON (for pre out muting)
Q608,610	AV out mute	Q608, 610 is ON when Q609 is ON
Q609	AV out mute	Q609 is ON when MUTE-AVOUT is ON (for AV out muting)
Q900	Fan 5V	Q900 is ON when Q901 is ON
Q901	Fan 5V	Q901 is ON when Q902 is ON
Q902	Fan 5V	Q902 is ON When supplied for SW5V
Q903	Fan 5V	Q903 is ON when Q900 is ON
Q904~906	Noise cancel	Noise cancel circuit

● VIDEO UNIT (X35-4280-01)

Ref No.	Application / Functions	Operation / Condition / Compatibility
IC1	Inverter control IC	Control for LCD back light (inverter circuit and driver)
IC101	DC/DC converter	For VCOM amp ($\pm 12V$, for LCD -12.0V/+18.5V)
IC203	Amp	VCOM signal amp
IC301	Timing controller	Control for LCD
IC302	AND	V. SYNC delay line buffer
IC303	PLL LPF	PLL control LPF (VT voltage control)
IC304	Schmidt inverter	Waveform shaping for c.sync signal
IC401	Dimmer sensor	Dimmer detect sensor
Q1	Dimmer SW	On and off is carried out with the control of PWM signal, and dimmer for LCD back light
Q2,3	Inverter driver	Drive for inverter circuit
Q5	AVR	5V output for inverter control IC
Q201~203	VCOM driver	VCOM signal buffer
Q301	VCO	PLL oscillator
Q501	Touch panel Y1 sw	Y0 (X0) SW Y (X)axis input data : ON, X (Y) axis input data : OFF
Q502	Touch panel X0/Y1 sw	Y1 SW Y axis input data : ON and impressed voltage
Q503	Touch panel X1/Y0 sw	X1 SW Detect to touch panel or X axis data input : ON and impressed voltage
Q601	SW	OPEN/CLOSE key illumination blinking sw

MICROCOMPUTER'S TERMINAL DESCRIPTION

● System Main Microprocessor : 70F3089YGJ-7R5 (X14 : IC204)

Pin No.	Name	I/O	Description / Processing Operation
1	AUTO_DIM	I	Auto dimmer control
2	KEY4	I	Key input terminal
3	KEY3	I	Key input terminal
4	NC	I	NC
5	PGND0	-	GND
6	PM1_SW	I	Panel mechanism tilt down detect terminal
7	LCD_VOFF_EN	O	LCD back light on/off control (H : On, L : Off)
8	NC	O	NC
9	TP_YG	O	Touch panel control
10	TP_XP	O	Touch panel control
11	TP_XG	O	Touch panel control
12	LCD_HPOS1	O	Starting position setting for LCD display
13	LCD_HPOS2	O	Starting position setting for LCD display
14	LCD_HPOS3	O	Starting position setting for LCD display
15	LCD_HPOS4	O	Starting position setting for LCD display
16	LCD_MODE1	O	Aspect setting for LCD display
17	LCD_MODE2	O	Aspect setting for LCD display
18	LCD_MODE3	O	Aspect setting for LCD display
19	LCD_MIRROR	O	Screen image control (H : Flip horizontal, L : Normal)
20	ILL_R	O	Illumination control (H : Red ON)
21	ILL_G	O	Illumination control (H : Green ON)
22	PVDD0	-	VDD (BU5V)
23	ILL_B	O	Sub panel back light control (H : Light up for Blue)
24	NTSC_PAL	O	Select for NTSC/PAL TV format (H : PAL, L : NTSC)
25	PM_LED_SW/PM_LED_SW	O	Open/close key LED blinking control (H : Lighting on, L : Light off)
	PM_LED_SW SI	O	SI LED control (H : Lighting on, L : Light off)
26	LCD_PON	O	DC/DC converter on/off control (for X35- unit, H : On)
27~29	NC	O	NC
30	V_MUTE	O	Video muting control (H : Muting on)
31	RGB_SW	O	Source selector for video (H : DVD, L : Other)
32	S_MUTE	O	Composite synchronized signal muting control (L : Full display, H : Other)
33	SYS_SREQ	I	Request signal from sub microprocessor
34	SYS_MREQ	O	Request signal for sub microprocessor
35	SYS_ON	O	Power control for sub microprocessor (H : On, L : Off)
36	CLKOUT	-	NC
37	GND0	-	GND
38	CPUREG	-	Coupling capacitor connect terminal
39	VDD0	-	VDD (BU5V)
40	RESET	I	Reset terminal (L : Reset)
41	FROM_VPP	-	NC

MICROCOMPUTER'S TERMINAL DESCRIPTION

Pin No.	Name	I/O	Description / Processing Operation
42	MINI_CS	O	Chip select for mini LCD driver
	FLASH_SI	I	Use for flash microprocessor
43	MINI_DATA/MINI_DATA	O	Data for mini LCD driver
	MINI_DATA/LEDSW_SUB	O	Panel LED control for with out mini LCD model (H : Lighting on, L : Light off)
	MINI_DATA/FLASH_SO	O	Use for flash microprocessor
44	MINI_CLK/MINI_CLK	O	Clock for mini LCD driver
	MINI_CLK/FLASH_CLK	I	Use for flash microprocessor
45	KEY_OPEN	I	Open/close key input terminal
46	BE_SDATA	I	Data from back-end microprocessor
47	BE_MDATA	O	Data for back-end microprocessor
48	BE_CLK	O	Clock for back-end microprocessor
49	BE_RST	O	Reset for back-end microprocessor (L : Reset)
50	BE_MREQ	O	Request for back-end microprocessor
51	BE_SREQ	I	Request from back-end microprocessor
52	PON	O	Power on/off control (H : Power on)
53	PM1_MCNT	O	5V/7.5V AVR control (H : 5V, L : 7.5V)
54	POWER_DET	I	BU line condition detect terminal (L : Power voltage trouble)
55	PAK_DET	I	Packing detect terminal (H : Parking detect)
56	M_MUTE	O	Audio muting control (L : Muting on)
57	DVD_DISC_DET	I	Disc insert detect terminal (L : Disc insert the unit)
58	NC	O	NC
59	D_MUTE	O	Digital audio on/off control (H : Muting off, L : Muting on)
60	PVDD1	-	VDD (BU5V)
61	LCD_BRIGHT	O	Dimmer control for inverter (L : Back light lighting off)
62~65	NC	O	NC
66	JIG_EJ	I	2DIN FC detect terminal (H : FC, L : Other)
67	NC	O	NC
68	SUBLED_OFF	O	Sub panel LED on/off control (H : Eject, L : Other)
69	ACC_DET	I	Acc voltage detect terminal (L : ACC on)
70	XT2	-	Sub clock (32.768kHz)
71	XT1	-	Sub clock (32.768kHz)
72	GND2	-	GND
73	X1	-	Main clock (19.8MHz)
74	X2	-	Main clock (19.8MHz)
75~78	NC	O	NC
79	FSEL1	O	DC/DC converter frequency control
80	FSEL2	O	DC/DC converter frequency control
81	BU_DET	I	Back up line voltage detect terminal (L : Reduced voltage)
82	KEY_SRC	I	Source select key input terminal
83	KEY_DVDEJ	I	DVD eject key input terminal

MICROCOMPUTER'S TERMINAL DESCRIPTION

Pin No.	Name	I/O	Description / Processing Operation
84	SDA CHROMA_SDA	I/O	Data for chroma control IC
	CODE_SDA	I/O	Data for EEPROM (Code)
	SDA BE_SDA	I/O	Data for EEPROM (Region)
	SDA LCD_SDA	I/O	Data for EEPROM (Starting position setting for LCD)
	SDA COR_SDA	I/O	Data for EEPROM (ROM correction)
	SDA TP_SDA	I/O	Data for EEPROM (Adjustment value)
	SDA CADJ_SDA	I/O	Data for E2PROM (Chroma adjustment value)
85	NC	-	NC
86	SCL CHROMA_SCL	I/O	Clock for chroma IC
	CODE_SCL	I/O	Clock for EEPROM (Code)
	SCL BE_SCL	I/O	Clock for EEPROM (Region)
	SCL LCD_SCL	I/O	Clock for EEPROM (Starting position setting for LCD)
	SCL COR_SCL	I/O	Clock for EEPROM (ROM correction)
	SCL TP_SCL	I/O	Clock for EEPROM (Adjustment value)
	SCL CADJ_SCL	I/O	Data for E2PROM (Chroma IC adjustment value)
87~91	NC	O	NC
92	PGND1	-	GND
93	MINI_CLK_IN	I	Clock for mini LCD driver (from 44pin)
94	MINI_DATA_IN	I	Data from mini LCD driver
95	NC	O	NC
96	PAN_DET	I	Front panel description detect terminal (L : Attached, H : Pull off)
97	OSD_CLK	O	Clock for OSD IC
98	OSD_CS	O	Chip select for OSD IC
99	OSD_DATA	O	Data for OSD IC
100	NC	O	NC
101	DSI	O	DSI LED control (H : Lighting up)
102	PVDD2	-	VDD (BU5V)
103	MINI_PON	I/O	Mini LCD power control (H : Power on, L : Off)
104	PM1_SET_STATUS0	O	Test for panel mechanism for torture test (for reliability testing)
105	PM1_SET_STATUS1	O	Test for panel mechanism for torture test (for reliability testing)
106	PM1_SET_STATUS2	O	Test for panel mechanism for torture test (for reliability testing)
107	SYS_SDATA	I	Data from sub microprocessor
108	SYS_MDATA	O	Data for sub microprocessor
109	SYS_MCLK	O	Clock for sub microprocessor
110	NC	O	NC
111	WRT_E2P	I	Writing control from ext. input (H : Writing, L : Except)
112	TYPE0	I	Destination setup terminal
113	TYPE1	I	Destination setup terminal
114	TYPE2	I	Destination setup terminal
115	TYPE3	I	Destination setup terminal
116~119	NC	O	NC

MICROCOMPUTER'S TERMINAL DESCRIPTION

Pin No.	Name	I/O	Description / Processing Operation
120	OSD_RST	O	Reset for OSD IC (L : Reset)
121	OSD_A18	I/O	Ext. address bus A18
122	OSD_A19	I/O	Ext. address bus A19
123	NC	O	NC
124	PM1_TMOTOR_M	O	Panel mechanism motor control (Tilt)
	PM2_TILT_UP	O	NC
125	VD	I	NAVI detector (Old and new type unit)
126	PM1_TMOTOR_P	O	Panel mechanism motor control (Tilt)
	PM2_TILT_DOWN	O	NC
127	PM1_SMOTOR_M	O	Panel mechanism motor control (Slide)
128	VDD1	-	VDD (BU5V)
129	PM1_SMOTOR_P	O	Panel mechanism motor control (Slide)
130	PM1_SWC	I	Panel mechanism slide position detect terminal
131	GND1	-	GND
132	PM1_SWB	I	Panel mechanism slide position detect terminal
133	PM1_SWA	I	Panel mechanism slide position detect terminal
134	NC	O	NC
135	KEY2	I	Panel key input terminal
136	VOL-	I	Volume down data input terminal
137	VOL+	I	Volume up data input terminal
138	PM_LPS PM1_LPS1	I	Panel mechanism tilt voltage detect terminal
	PM_LPS PM2_TILT_SENCE	I	NC
139	PM1_PHOTO1	I	Panel mechanism slide photo transistor detect terminal
140	TP_YDATA	I	Touch panel input terminal (Y direction)
141	TP_XDATA	I	Touch panel input terminal (X direction)
142	KEY1	I	Panel key input terminal
143	ADCVDD	-	VDD (SW5V)
144	ADCGND	-	GND

Destination setup terminal

Model	Type	TYPE3 (115pin)	TYPE2 (114pin)	TYPE1 (113pin)	TYPE0 (112pin)
KVT-715DVD	K	L	L	L	H
KVT-725DVD	E	L	L	H	L
KVT-735DVD	M	L	L	H	H
KVT-745DVD	X	L	H	L	L
KVT-765DVD	C	L	H	L	L
KVT-815DVD	K (eXcelon)	L	H	H	L
KVT-745DVD	R	L	H	H	H

DC/DC converter frequency control

Oscillator	K (530~1700kHz)	E (522~1629kHz)	FSEL1 (79pin)	FSEL2 (80pin)
405kHz		153~281	L	L
405kHz	530~700	522~702	L	L
505kHz	710~890	711~891	H	L
622kHz	900	900	L	H
405kHz	910~1080	900~1080	L	L
622kHz	1090~1110	1089~1116	L	H
505kHz	1120~1350	1125~1350	H	L
405kHz	1360~1440	1359~1440	L	L
622kHz	1450~1670	1449~1629	L	H
505kHz	1680~1700		H	L

For except select AM function (fixed FSEL1 : L, FSEL2 : L)

MICROCOMPUTER'S TERMINAL DESCRIPTION

● System Sub Microprocessor : 70F3089YGJ-7R7 (X34: IC103)

Pin No.	Name	I/O	Description / Processing Operation
1	NC	I	NC
2	RDS_NOISE	I	RDS FM noise detect terminal
3	DC_ERR	I	DC offset voltage detect terminal (L : detect)
4	LINE_MUTE	I	Line muting detect terminal (TEL muting : Less than 1V, NAVI muting : More than 2.5V)
5	PORTGND0	-	GND
6	AUDIO_SW1_B	O	Audio selector (LX/TV/AVIN)
7	MUTE_PRE	O	Pre out muting control (L : Muting on)
8	AUDIO_SW2_A	O	Audio selector (LX/TV/AVIN)
9	AUDIO_SW2_B	O	Audio selector (LX/TV/AVIN)
10	AUD_SCL	I/O	IIC bus clock (for IC2-5-2)
11	AUD_SDA	I/O	IIC bus data (for IC2-5-2)
12	S_MUTE	O	S-MUTE control (H : Muting on, L : Muting off)
13	AUDIO_SW1_A	O	Audio selector (LX/TV/AVIN)
14	RDS_AFS_L	I/O	Time constant selector for noise detector (RDS)
15	RDS_AFS_M	I/O	Time constant selector for noise detector (RDS)
16	MUTE_LEFT	O	Hand-hold Lch muting control (L : Muting on)
17	MUTE_RIGHT	O	Hand-hold Rch muting control (L : Muting on)
18	VISUAL_SW1_1	O	Video selector (TV/AVIN/NAVI)
19	VISUAL_SW1_2	O	Video selector (TV/AVIN/NAVI)
20	VISUAL_SW2_1	O	Video selector (DVD/TV/AVIN)
21	VISUAL_SW2_2	O	Video selector (DVD/TV/AVIN)
22	PORTVDD0	-	VDD (BU5V)
23	MUTE_AVOUT	O	Av out muting control (L : Muting on)
24	NC	O	NC
25	MUTE_SUBOUT	O	IC2 sub out muting control (L : Muting on)
26	NC	O	NC
27	SYS_MREQ	I	Request signal from system main microprocessor
28	SYS_SREQ	O	Request signal to system main microprocessor
29~32	NC	O	NC
33	P_CON	O	Ext. amplifier power control (H : Power on : except all off mode, L : All off or power off)
34	EXT_CONT	O	Ext. amplifier power control (H : Power on : except all off mode, L : All off or power off)
35	ANT_CONT	O	Power antenna control (H : Power antenna up, L : Power antenna down)
36	CLKOUT	O	NC
37	GND0	-	GND
38	CPUREG	-	Coupling capacitor connect terminal
39	VDD0	-	VDD (BU5V)
40	RESET	I	Reset input terminal
41	MODE/VPP	-	Type selector (Flash : Pull down, Mask : GND)
42	TV_SDATA TV_SDATA	I	Data from TV unit
	TV_SDATA FLASH_SI	I	Use for flash ROM program writing

MICROCOMPUTER'S TERMINAL DESCRIPTION

Pin No.	Name	I/O	Description / Processing Operation
43	TV_MDATA TV_MDATA	O	DATA for TV unit
	TV_MDATA FLASH_SO	O	Use for flash ROM program writing
44	TV_CLK TV_CLK	O	Clock for TV unit
	TV_CLK FLASH_CLK	I	Use for flash ROM program writing
45	SYS_ON	I	Control for power on/off from main microprocessor (H : Hide-way unit on, L : Off)
46	SYS_MDATA	I	Data from main microprocessor
47	SYS_SDATA	O	Data for main microprocessor
48	SYS_MCLK	I	Clock from main microprocessor
49	PWIC_STBY	O	Audio power IC stand-by control (H : Power on, L : Power off)
50	NC	O	NC
51	PWIC_SVR	O	SVR discharge control (H : Discharge)
52	PWIC_MUTE	O	Audio power IC muting control (L : Muting on or all off)
53	NC	O	NC
54	ILLUMI_DET	I	Illumination detect terminal (L : Illumination on)
55,56	NC	O	NC
57	BU_DET	I	Backup line voltage detect terminal (H : Reduced voltage less than 8.8V)
58,59	NC	O	NC
60	PORTVDD1	-	VDD (BU5V)
61	PWIC_BEEP	O	Beep audio output terminal
62	P_ON	O	Control for AVR (SW5V H : on)
63	SCL COR_SCL	I/O	Clock for EEPROM (ROM correction)
	SCL IC5_SCL	I/O	IIC bus clock (for IC5)
64	SDA COR_SDA	I/O	Data for EEPROM(ROM correction)
	SDA IC5_SDA	I/O	IIC bus data (for IC5)
65	ES_DSP_SW	O	Select for audio system E's or DSP (H : DSP, L : E's)
66	BUS_MUTE	O	Bus muting (H : Muting)
67	MZ_ILL_ON	O	MZ-Bus illumination control (H : Illumination on)
68	MZ_SYSON	O	MZ-Bus system on control (L : Bus on)
69	MZ_SYSOFF	O	MZ-Bus system off control (L : Bus off)
70	XT2	-	NC
71	XT1		NC
72	GND2	-	GND
73	X1		Main clock (18.874MHz)
74	X2	-	Main clock (18.874MHz)
75~80	NC	O	NC
81	SYS_MUTE	I	Muting control from Main unit microprocessor (L : Request for muting)
82,83	NC	O	NC
84	TUN_SDA	I/O	Front-end I2C data input/output terminal
85	NC	O	NC
86	TUN_SCL	I/O	Front-end I2C clock output terminal (Max 400kHz)
87,88	NC	O	NC

MICROCOMPUTER'S TERMINAL DESCRIPTION

Pin No.	Name	I/O	Description / Processing Operation
89	MZ_BUS_STBY	O	BUS-IC standby control (L : Standby)
90	MZ_IERX	I	Data from IE-bus
91	MZ_IETX	O	Data for IE-bus
92	PORTGND1	-	GND
93,94	NC	O	NC
95	RGB_SW	O	Select for monitor output (H : NAVI, L : Other)
96	TV_SREQ	I	Request from TV unit
97~99	NC	O	NC
100	TV_MREQ	O	Request for TV unit
101	TV_CON	O	Start-up control for TV unit (H : TV unit on, L : Off)
102	PORTVDD2	-	VDD (BU5V)
103,104	NC	O	NC
105	MUTE_ACOUT	O	IC2 sub out muting control (L : Muting on)
106	NC	O	NC
107	LX_DATA_S	I	Data from slave unit
108	LX_DATA_M	O	Data for slave unit
109	LX_CLK	I/O	LX BUS clock
110	LX_REQ_S	I	Communication request from slave unit
111	NAVI_RX	I	Data from NAVI unit
112	NAVI_TX	O	Control data to NAVI unit
113	NC	O	NC
114	REMO	I	Remote control sensor input terminal
115	LX_REQ_M	O	Communication request for slave unit
116	LX_RST	O	Reset for slave unit (H : Reset)
117	LX_MUTE	I	Muting signal request from slave unit (H : Muting on, L : Off)
118	LX_CON	O	Start-up control for slave unit (H : Slave unit on, L : Off)
119	NC	O	NC
120	VSYNC_DET	I	V sync input terminal
121,122	NC	O	NC
123	RDS_DATA	I	DATA input terminal (for RDS decoder)
124	RDS_QUAL	I	QUAL input terminal (for RDS decoder)
125	RDS_CLK	I	CLK input terminal (for RDS decoder)
126	NC	O	NC
127	PON_AM	O	Control for AM power supply (H : Select for AM)
128	VDD1	-	VDD (BU5V)
129	TUN_TYPE0	I	Destination setup terminal
130	TUN_TYPE1	I	Destination setup terminal
131	GND1	-	GND
132	WRT_E2P	I	Writing control from ext. input (H : Writing, L : Except)
133	VSYNC_SW	O	AVIN NTSC/PAL detector/AVIN2 auto detector
134	MUTE_SW	O	Sub woofer muting control (L : Muting on)

MICROCOMPUTER'S TERMINAL DESCRIPTION

Pin No.	Name	I/O	Description / Processing Operation
135	TUN_SMETER	I	S-meter input terminal
136	TUN_IFC_OUT	I	Front-end IFC signal input terminal (H : Receiving for broadcasting, L : Other)
137~140	TYPE0~TYPE3	I	Destination setup terminal
141,142	NC	I	NC
143	ADCVDD	-	VDD (BU5V)
144	ADCGND	-	GND

TUN_Type0, TUN_Type1

Model	TUN_TYPE0 (129pin)	TUN_TYPE1 (130pin)
AFTER	L	L
OEM1	L	H
OEM2	H	L
OEM3	H	H

Video selector (BA7652AF)

VISUAL_SW1_1 (18pin)	VISUAL_SW1_2 (20pin)	OUTPUT	
L	L	IN1	TV
H	L	IN2	AVIN
L	H	IN3	NAVI
H	H	*MUTING	-

Type0~Type3

Model	Type	TYPE3 (140pin)	TYPE2 (139pin)	TYPE1 (138pin)	TYPE0 (137pin)
KVT-715DVD	K	L	L	L	H
KVT-725DVD	E	L	L	H	L
KVT-735DVD	M	L	L	H	H
KVT-765DVD	C	L	H	L	L
KVT-745DVD	X	L	H	L	H
KVT-815DVD	K (eXcelon)	L	H	H	L
KVT-745DVD	R	L	H	H	H

Video selector (BA7612F)

VISUAL_SW2_1 (19pin)	VISUAL_SW2_2 (21pin)	OUTPUT	
L	L	IN1	DVD
L	H	IN2	TV
H	L	IN3	AVIN
H	H	*MUTING	-

* Muting is ON when select for full OSD mode.

Muting OFF when switched OSD to normal mode.

Audio selector

AUDIO_SW1_A (13pin)	AUDIO_SW1_B (6pin)	OUTPUT	
L	L	IN3	NC
H	L	IN2	AVIN
L	H	IN1	TV
H	H	IN0	LX

AUDIO_SW2_A (8pin)	AUDIO_SW2_B (9pin)	OUTPUT	
L	L	IN3	NC
H	L	IN2	AVIN
L	H	IN1	TV
H	H	IN0	NC

LX clock setting

9kHz STEP	10kHz STEP	LX-CLK
AM frequency (kHz)	AM frequency (kHz)	(kHz)
594~639	590~640	115.1
846~891	850~890	117.963
1089~1143	1090~1140	117.963
1341~1395	1340~1390	117.963
1593~1611	1590~1640	117.963

* LX-CLK setting are 124.171kHz (other source, AM seek, with out above table AM tuning).

TEST MODE

● How to enter the test mode

While pressing and holding the Eject key and SRC key, reset the unit.

● How to exit from the test mode

While holding the Reset key, reset the unit.

Note : Turning ACC off, power off, momentary powers down are does not exit for the test mode.

● Test mode operation

- Source selector : VIDEO
Each press of the V SEL key in TEST mode should switch from VIDEO→NAVIGATION→DVD→VIDEO
- Volume : STEP 30
- Switching for Video detector or Test mode main menu (for FNC key on)
- Microprocessor information
- Information for service menu / Serial code writing *
- Chroma adjustment *
- Writing value for LCD panels touch position adjustment *
- Display position adjustment *
- Security code writing (E,M,X,C type only) *

You must adjustment for * mark function when you repaired for IC200 (X14-939 : Video control unit).

● Simple way to clear the security code (without E,M,X,C type)

1) How to enter the security code entry

While pressing the Reset key when unit is security on mode.

2) Enter, "KCAR" with the remote controller as described below.

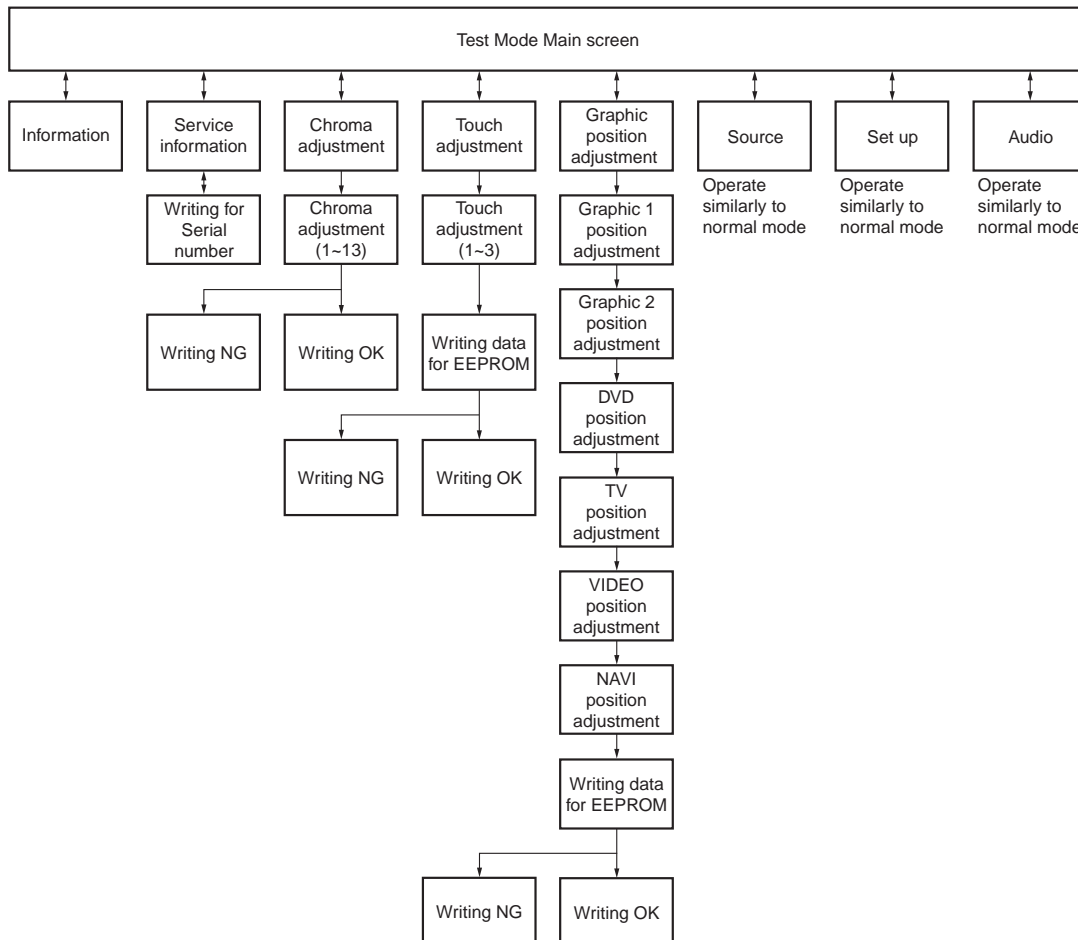
- Press the remote controller 5 key twice. (Enters a "K")
- Press the remote controller 2 key three times. (Enters a "C")
- Press the remote controller 2 key once. (Enters an "A")
- Press the remote controller 7 key twice. (Enters an "R")

Code request mode appears if a mistake was made in entering the numbers.

3) Security function is canceled and unit sets to Menu display mode.

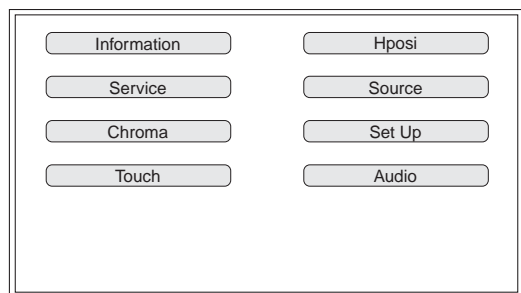
● Specification of test mode on-screen

Default display is Test mode Main when selected graphic display mode that in the test mode.



TEST MODE

● Test mode Main



• Key specification

Information : Change to Information screen

Service : Change to service information screen

Chroma : Change to Chroma adjustment screen

Touch : Change to Panel Touch adjustment screen

Hposi : Change to horizontal position adjustment screen

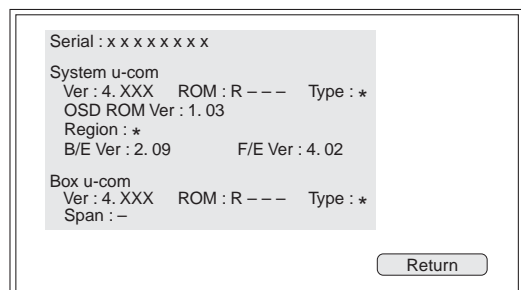
Source : Change to source screen

Setup : Change to setup screen

Audio : Change to audio screen

● Information screen

Display for microprocessor, serial number and DVD region code information.



• Key specification

Return : Change to Test Mode Main screen

● Service information screen

Display of service information data and initialization for the unit.

Initialized Chroma adjustment data.

Display of DC offset voltage detect information. (for audio power amp)



• Key specification

Init : Select for initialization item

START : Initialization data when while pressing and holding about 2 second any more.

SERIAL : Change to Serial number input screen

CLEAR : EEPROM data cleared.

RTN : Change to Test Mode Main screen

• Adjustments procedure

1) Select for Init key when you want initialized data.

2) While pressing and holding START key about 1 second any more.

3) DC offset information

DC offset detect information for the display

None : Not detected (normal), Detect : Detected

4) Initialized DC offset information

While pressing and holding the Eject key and Volume down key, reset the unit.

TEST MODE

● Writing Serial number data screen

Serial data writing for each unit.

1) Serial number input screen

• Key specification

0~9 : 10key use for serial number

Clear : Clear for on entry serial number data.

Cancel : Change to Service information screen

2) Serial number writing screen

• Key specification

Enter : Writing for serial number data for the unit (Complete : Writing OK, NG : Miss writing)

Press to cancel key when exit this function.

You can try again adjustment when if appears on serial number write NG.

Clear : Clear for on entry serial number data

Cancel : Change to Service information screen

● Chroma adjustment screen

Chroma IC adjustment uses an accessory remote controller.

(The selector of the remote controller is set the Audio mode)

Initialized Chroma adjustment data. (for service information screen)

• Key specification (for remote controller)

DIRECT : Chroma adjustment mode on/off (EEPROM Writing)

PLAY/PAUSE : Chroma adjustment value fixed/cancel

7 (10 key) : Chroma adjustment (previous)

8 (10 key) : Chroma adjustment value change (up)

9 (10 key) : Chroma adjustment (reverse)

0 (10 key) : Chroma adjustment value change (down)

• Adjustment item

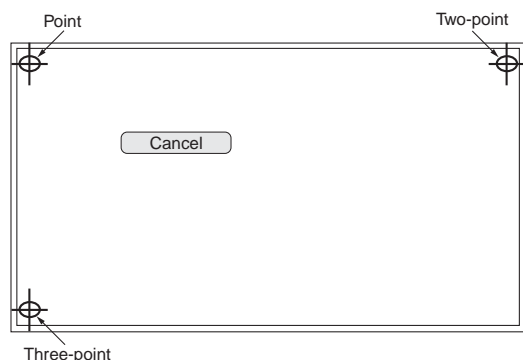
1.	CH16	: VCO freerun	value 00h~FFh
2.	CH6	: Bright	value 00h~FFh
3.	CH13	: Contrast	value 00h~FFh
4.	CH5	: Black limiter	value 00h~7Fh
5.	CH10	: White limiter	value 00h~7Fh
6.	CH2	: Y gain	value 00h~FFh
7.	CH11	: Gamma1	value 00h~FFh
8.	CH12	: Gamma2	value 00h~FFh
9.	CH8	: R sub bright	value 00h~FFh
10.	CH9	: B sub bright	value 00h~FFh
11.	CH14	: R sub contrast	value 00h~FFh
12.	CH15	: B sub contrast	value 00h~FFh
13.	CH1	: VCOM	value 00h~FFh

TEST MODE

● Touch adjustment screen

Key touch position correction adjustment for the Touch panel. Adjust to 3-point position on the touch panel. The unit come to adjustment is complete when you can get EEPROM OK appear on the screen.

1) Input touch position data



- Key specification

Cancel :

Input touch position data (point) : Change to Test Mode Main screen

Other : Change to Input touch position function (for point)

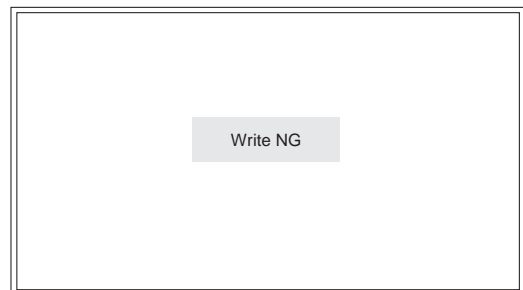
2) Writing OK screen



- Key specification

Return : Change to Test Mode Main screen

3) Writing NG screen

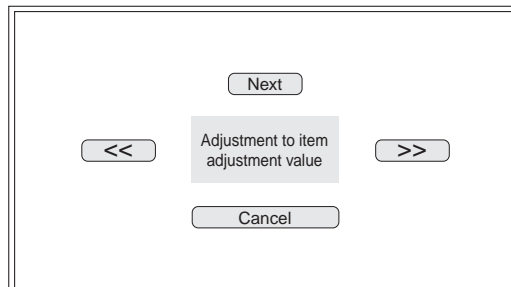


You can try again adjustment when if appears on EEPROM write NG.

● H position adjustment

Adjusting Horizontal position for each video input source.

1) Graphic HPOS1 adjustment



- Key specification

CANCEL : Change to Test Mode Main screen

>> : Display position moving to right side

<< : Display position moving to left side

NEXT : Next video source adjustment or writing data for EEPROM (at the end of NAVI adjustment)


2) Writing OK screen



- Key specification

Return : Change to Test Mode Main screen

3) Writing NG screen



You can try again adjustment when If appear on EEPROM write NG.

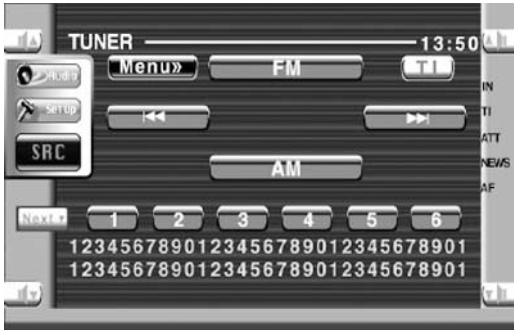
TEST MODE

● Source screen

Operate similarly to normal mode.

But change to Test Mode Main screen when press to setup and audio keys.

Change to Test Mode Main screen.




● Audio screen

Operate similarly to normal mode.

But change to Test Mode Main screen when press to SRC and setup keys.

Change to Test Mode Main screen.



● Setup screen

Operate similarly to normal mode.

But change to Test Mode Main screen when press to SRC and audio keys.

Change to Test Mode Main screen.



● Security code writing (E,M,X,C type only)

Security code writing for the unit that control for pair with serial number.

1) How to enter to writing security code

1. Press to Security key when test mode setup screen.
2. Press to Set key When appear on display that security data memory is blank.
3. Security code input to same as normal mode and press to Enter Key on.

Caution : You must security code writing for the unit when control for pair with serial number.

Complete : Writing OK, Writing NG

You can try again adjustment when if appears on writing NG.

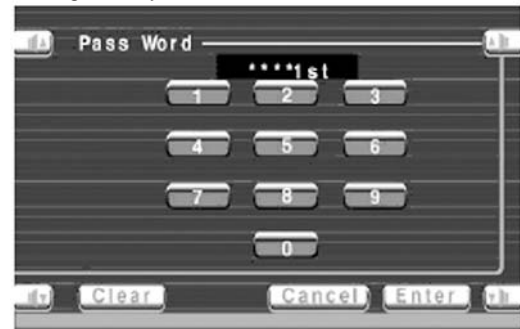
Setup Menu screen



Calling security screen



Writing security code screen



ADJUSTMENT

● Video Adjustment (X14-939, X35-428)

* VIDEO adjustments use an accessory remote controller. (The selector of the remote controller is set the Audio mode).

1. Enter the test mode : While pressing and holding the Eject key and SRC key, reset the unit.
2. The main menu screen of the test mode is operated and changed to the chroma IC adjustment mode.
In this time, adjustment value appears on the displayed (lower right position).
3. Adjustment value is changed with 8 and 0 key (10 key) for remote controller.

4. Pressing PLAY/PAUSE key is fixed adjustment value of each item. If you can cancel adjustment value, press again PLAY/PAUSE key.
5. Different item is chosen for 7 and 9 key (key) for remote controller. All item adjustment for step 3 to 5.
6. If all chroma adjustment is finished, pressing DIRECT key that adjustment value is written in EEPROM memory.
Exit for adjustment mode when writing for EEPROM.

No.	Adjustment item	Measurement point	Adjustment part	Adjustment value	Measuring instrument
1	VCO Free run	TP307A	VR301 (X35-4280)	Adjust VR301 so that HSY (IC301 9pin) frequency is set to 15,734kHz±10Hz (NTSC type), 15,625kHz±10Hz (PAL type).	Frequency counter
2	Chroma VCO	IC303 32PIN	TEST mode CH16	NTSC : 15.734kHz±50Hz, PAL : 15.625±50Hz Connect the TP-HD (R328 between R383) and TP-VD (R380 between R381) between to GND line.	Frequency counter
3	BRIGHT	CN850 59pin (G OUT)	TEST mode CH6	Adjust the amplitude value so that the waveform between the 1 step signal to the negative 1 step signal is 3.2V±0.05V.	Oscilloscope
4	CONTRAST	CN850 59pin (G OUT)	TEST mode CH13	Adjust the amplitude value so that the waveform between the 8 step signal to the negative 8 step signal is 3.0V±0.05V.	Oscilloscope
5	BLACK LIMITER	CN850 59pin (G OUT)	TEST mode CH5	Fixed in adjustment value is 7F.	Oscilloscope
6	WHITE LIMITER	CN850 59pin (G OUT)	TEST mode CH10	Fixed in adjustment value is 7F.	Oscilloscope
7	Y GAIN	CN850 59pin (G OUT)	TEST mode CH2	Adjust the amplitude value so that the waveform between the pedestal to the 9 step signal is 2.45V±0.05V.	Oscilloscope
8	GAMMA1	CN850 59pin (G OUT)	TEST mode CH11	Adjust the amplitude value so that the waveform between the pedestal to the 2 step signal is 1.1V±0.05V.	Oscilloscope
9	GAMMA2	CN850 59pin (G OUT)	TEST mode CH12	Adjust the amplitude value so that the waveform between the pedestal to the 10 step signal is 3.4V±0.05V.	Oscilloscope
10	R SUB BRIGHT	CN850 59pin (G OUT) CN850 58pin (R OUT)	TEST mode CH8	1. Connect the oscilloscope to 58pin and 59pin between GND line. 2. It is adjusted so that red signal level bigger 0.1V±0.05V than green signal (for 1step signal).	Oscilloscope
11	B SUB BRIGHT	CN850 59pin (G OUT) CN850 60pin (B OUT)	TEST mode CH9	1. Connect the oscilloscope to 60pin and 59pin between GND line. 2. It is adjusted so that blue signal level bigger 0.1V±0.05V than green signal (for 1step signal).	Oscilloscope

ADJUSTMENT

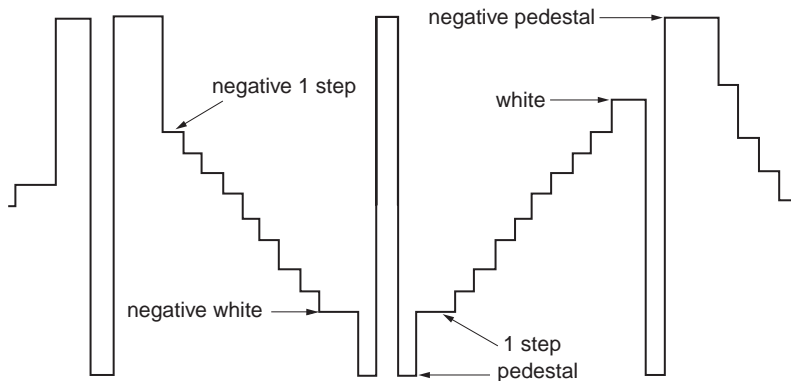
No.	Adjustment item	Measurement point	Adjustment part	Adjustment value	Measuring instrument
12	R SUB CONTRAST	CN850 59pin (G OUT) CN850 58pin (R OUT)	TEST mode CH14	1. Connect the oscilloscope to 58pin and 59pin between GND line. 2. It is adjusted so that red signal level bigger $0.1V \pm 0.05V$ than green signal (for 9step signal).	Oscilloscope
13	B SUB CONTRAST	CN850 59pin (G OUT) CN850 60pin (B OUT)	TEST mode CH15	1. Connect the oscilloscope to 60pin and 59pin between GND line. 2. It is adjusted so that blue signal level bigger $0.1V \pm 0.05V$ than green signal (for 9step signal).	Oscilloscope
14	VCOM	CN850 39pin	TEST mode CH1	Adjust the amplitude value so that VCOM square wave is $2.25V \pm 0.05V$	Oscilloscope
15	FLICKER	DISPLAY	VR203 (X35-4280)	1. Confirm there is no flickering (display mode : zoom). 2. If the flickering is recognized, adjust VR203 so that the flicker level will be the minimum.	Oscilloscope Input signal : gray (30~50% white)

Input video signal : 10 step video signal (NTSC 1.0Vp-p)

Oscilloscope range : 500mV/DIV AC

Note : When the LCD ASSY or the touch panel switch ASSY is replaced, X14- and X35- Circuit, Touch panel and Start position is adjusted together for test mode.

The definition of video signal and pedestal signal



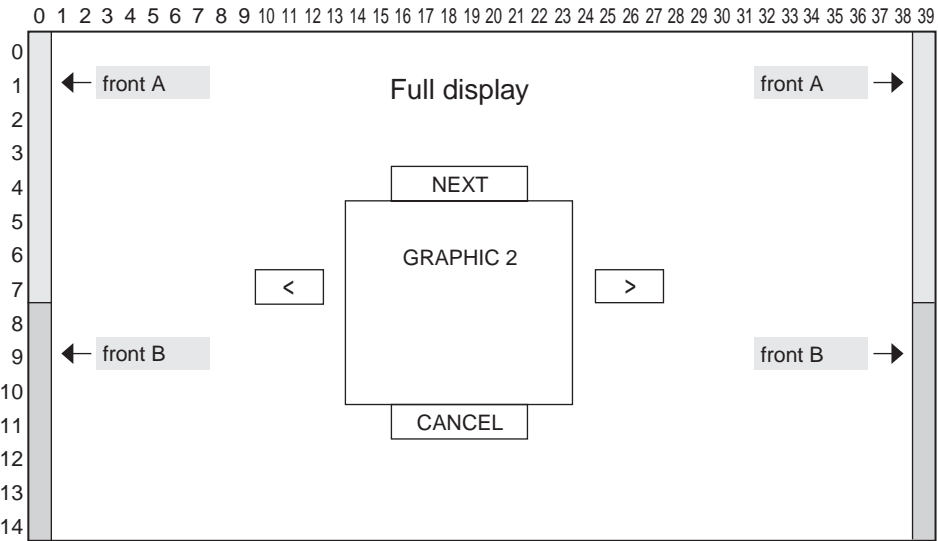
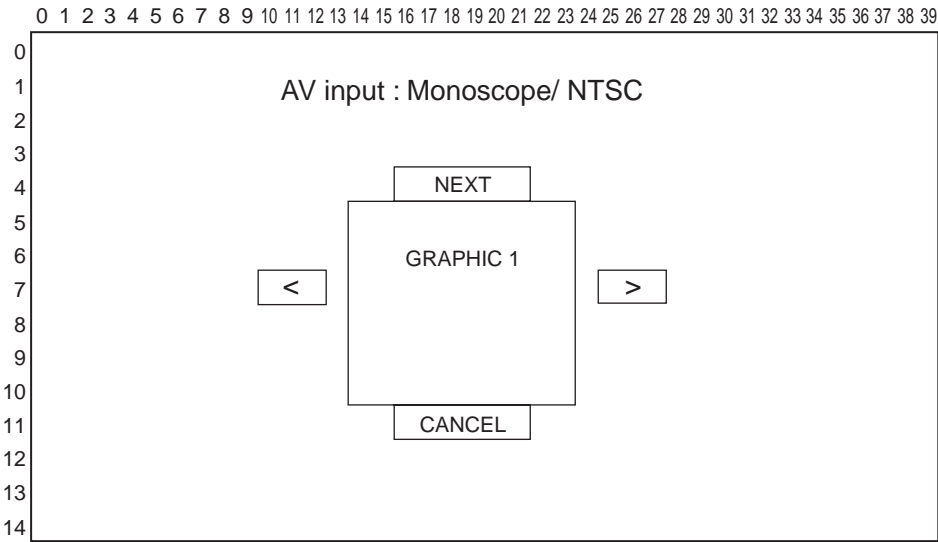
ADJUSTMENT

● Start position adjustment (for LCD display)

1. HPOSI key is pushed on the test mode for main screen,
and adjusted with <<, >> keys so that the screen may be-
come left and right side is equality (GRAPHIC1 screen).

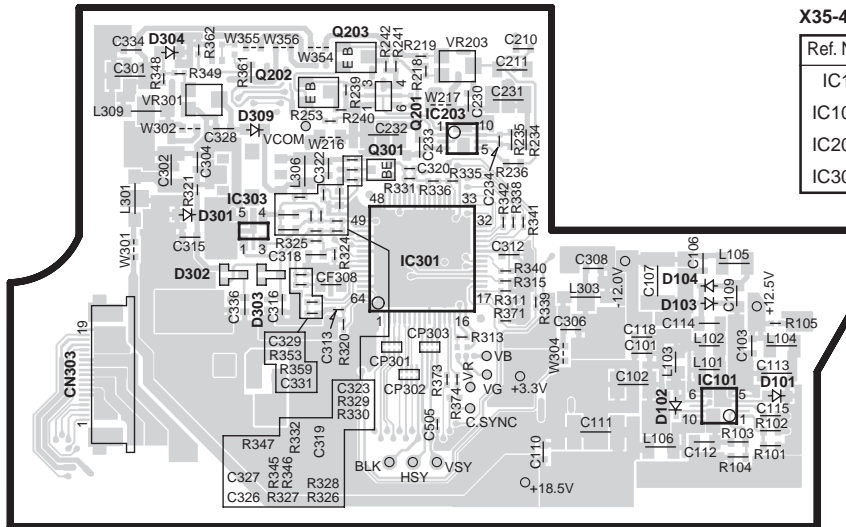
2. NEXT key is pushed and changed to GRAPHIC2 screen.
TC1 (X14-939) is adjusted so that the screen may become
left and right side is equality.
3. Each source (DVD/TV/AV IN/NAVI) is adjusted.
If all source adjustment is finished, adjustment data are writ-
ten in EEPROM.

4. Finally return key is pushed that exit for adjustment mode.



PC BOARD (COMPONENT SIDE VIEW)

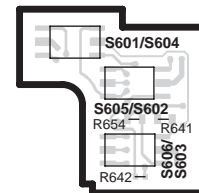
VIDEO UNIT X35-4280-01 A/3 (J74-1506-32)



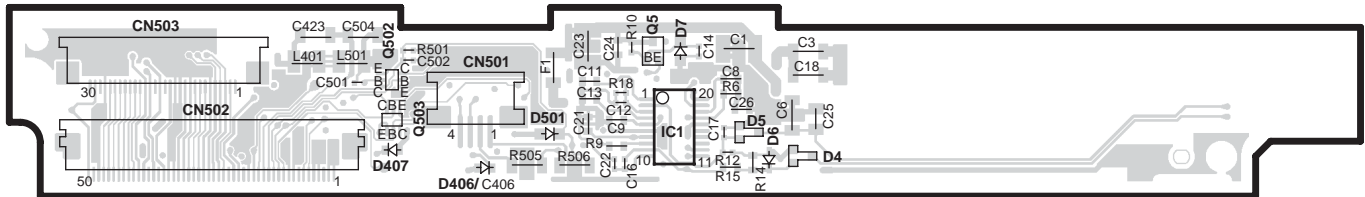
X35-4280-01

Ref. No.	Address	Ref. No.	Address	Ref. No.	Address
IC1	4C	IC303	2B	Q203	1B
IC101	3C	Q5	3C	Q301	2B
IC203	2B	Q201	2B	Q502	3B
IC301	2B	Q202	2B	Q503	4B

X35 C/3



X35 B/3



Refer to the schematic diagram for the values of resistors and capacitors.

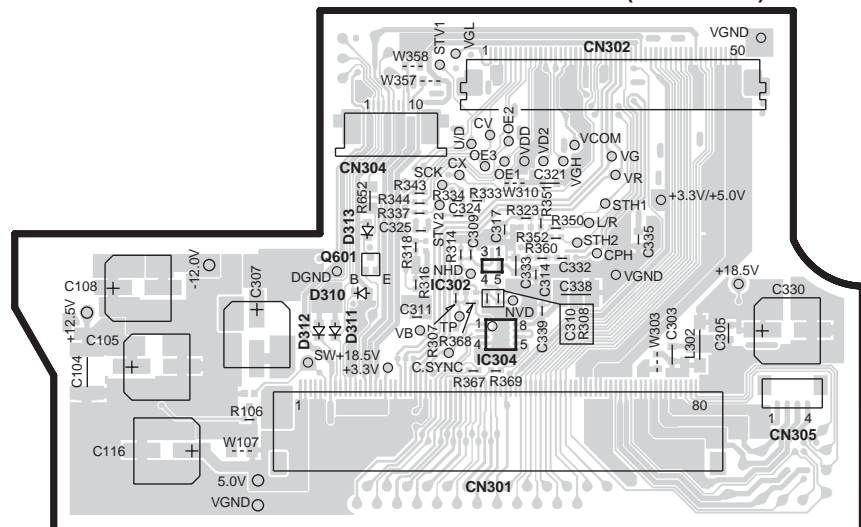
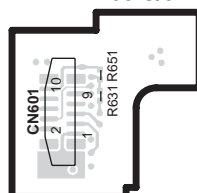
(FOIL SIDE VIEW)

VIDEO UNIT X35-4280-01 A/3 (J74-1506-32)

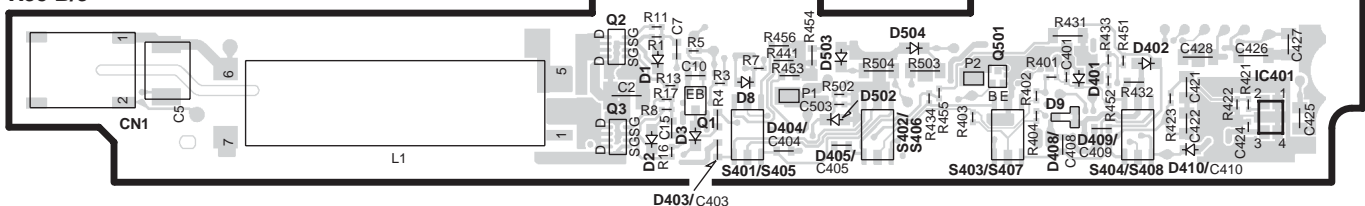
X35-4280-01

Ref. No.	Address	Ref. No.	Address
IC302	5D	Q2	7C
IC304	6D	Q3	7C
IC401	7E	Q501	7D
Q1	7C	Q601	5C

X35 C/3

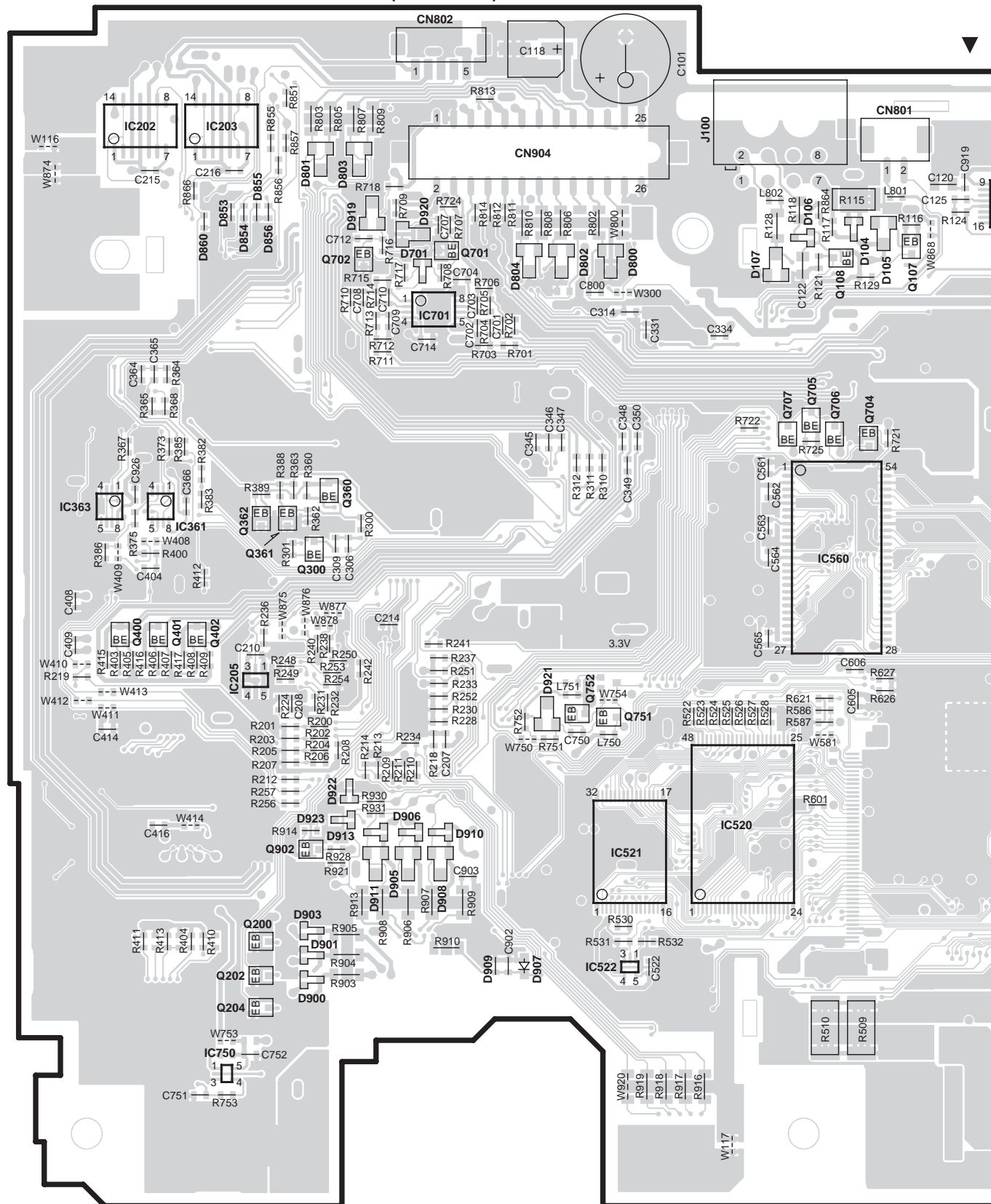


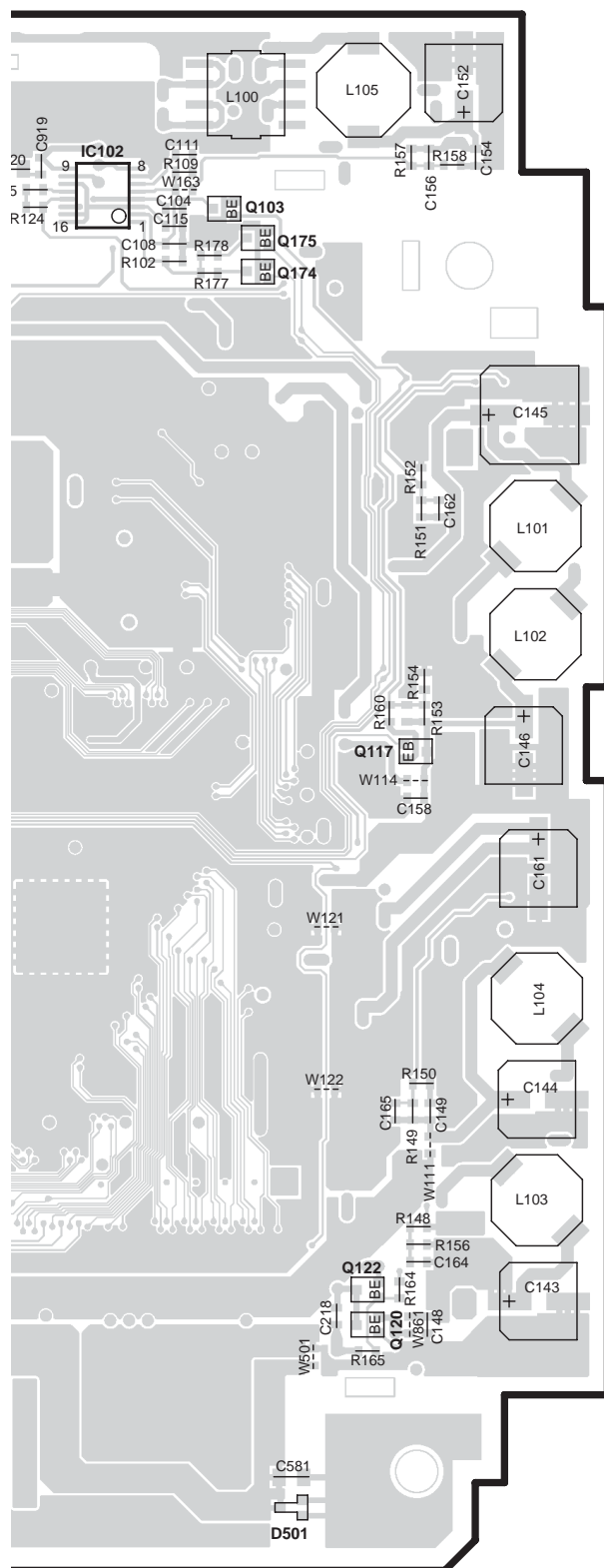
X35 B/3



PC BOARD (COMPONENT SIDE VIEW)

VIDEO CONTROL UNIT X14-939x-xx (J74-1614-32)

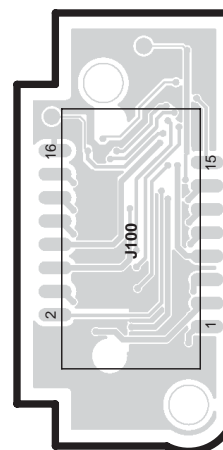


SUB CIRCUIT UNIT
X16-2630-xx A/2
(J74-1615-12)

X14-939x-xx

Ref. No.	Address
IC102	2K
IC202	2F
IC203	2G
IC205	4G
IC361	4G
IC363	4F
IC520	5I
IC521	5I
IC522	6I
IC560	4J
IC701	3H
Q103	2K
Q107	3J
Q108	3J
Q117	4L
Q200	6G
Q202	6G
Q204	6G
Q300	4G
Q360	4G
Q361	4G
Q362	4G
Q400	4F
Q401	4G
Q402	4G
Q701	2H
Q702	3G
Q704	3J
Q705	3J
Q706	3J
Q707	3J
Q751	5I
Q752	4I
Q902	5G

X16 B/2



X16-2630-xx

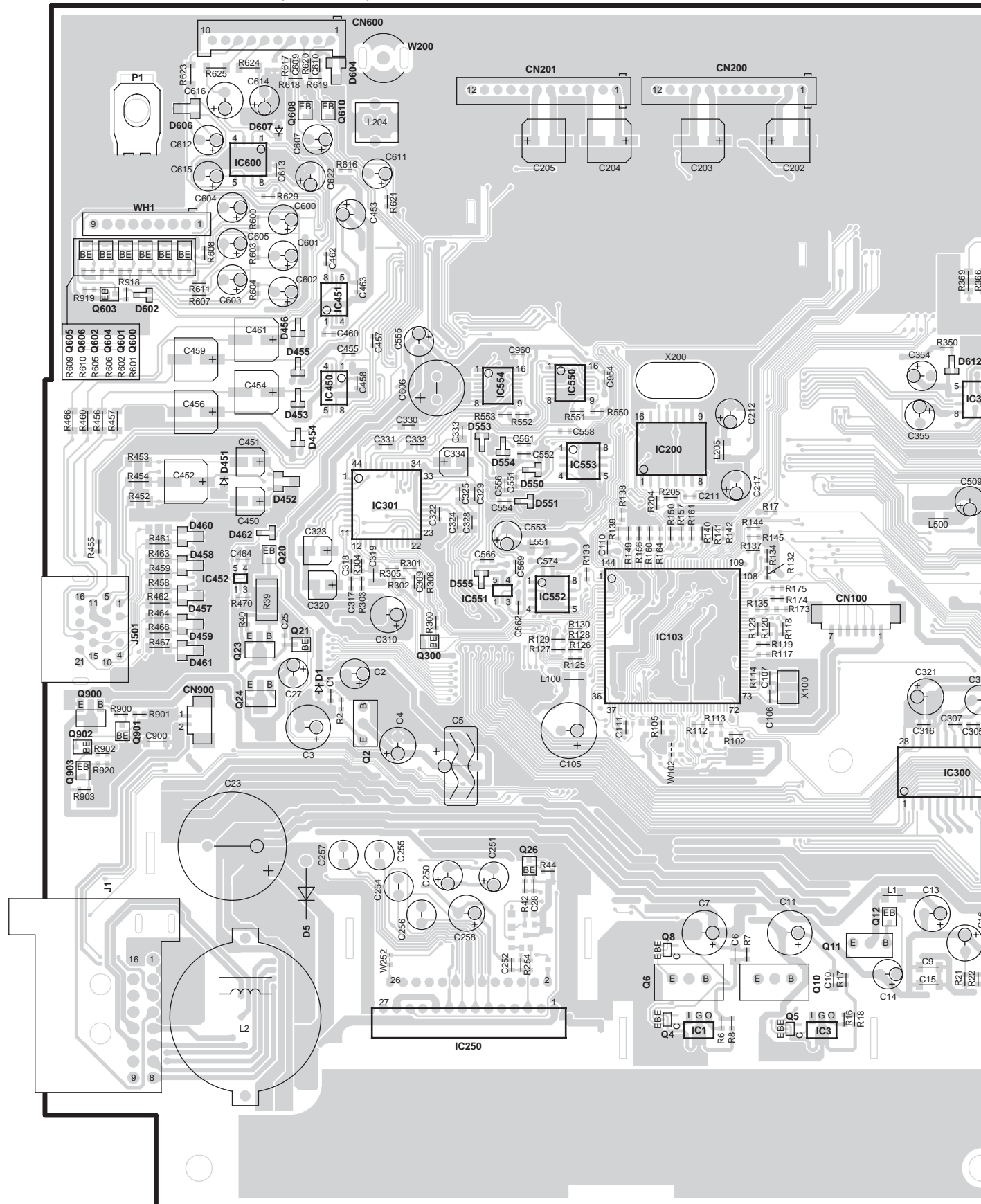
Ref. No.	Address
Q201	5O
Q202	5O
Q203	5O
Q204	5O

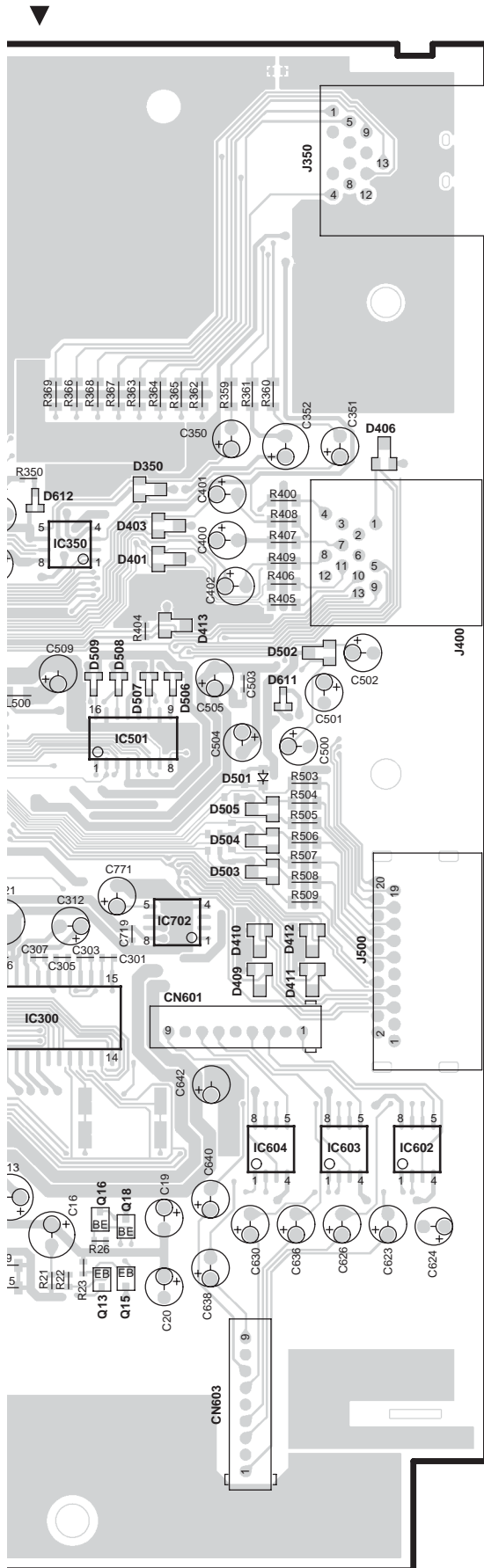


Refer to the schematic diagram for the values of resistors and capacitors.

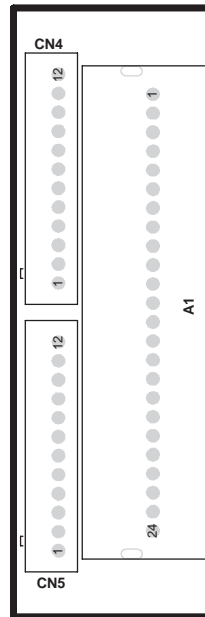
PC BOARD (COMPONENT SIDE VIEW)

ELECTRIC UNIT X34-315x-xx A/2 (J74-1613-12)

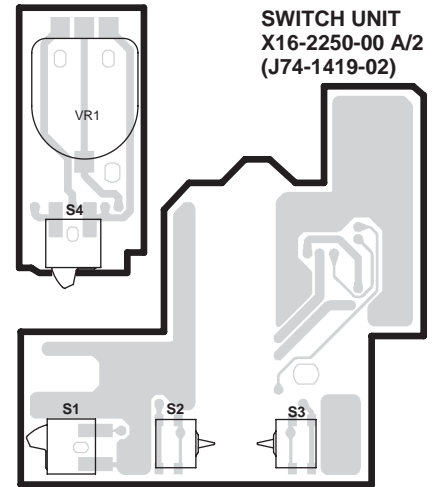




X34 B/2



X16 B/2



X34-315x-xx

Ref. No.	Address	Ref. No.	Address
IC1	6AC	Q10	6AD
IC3	6AD	Q11	6AD
IC103	4AC	Q12	6AD
IC200	3AC	Q13	6AE
IC250	6AB	Q15	6AE
IC300	5AD	Q16	6AE
IC301	4AB	Q18	6AE
IC350	3AE	Q20	4AA
IC450	3AA	Q21	4AA
IC451	3AA	Q23	4AA
IC452	4AA	Q24	5AA
IC501	4AE	Q26	5AB
IC550	3AB	Q300	4AB
IC551	4AB	Q600	3Z
IC552	4AB	Q601	3Z
IC553	4AC	Q602	3Z
IC554	3AB	Q603	3Z
IC600	2AA	Q604	3Z
IC602	6AF	Q605	3Z
IC603	6AF	Q606	3Z
IC604	6AF	Q608	2AA
Q2	5AA	Q610	2AA
Q4	6AC	Q900	5Z
Q5	6AD	Q901	5Z
Q6	6AC	Q902	5Z
Q8	6AC	Q903	5Z

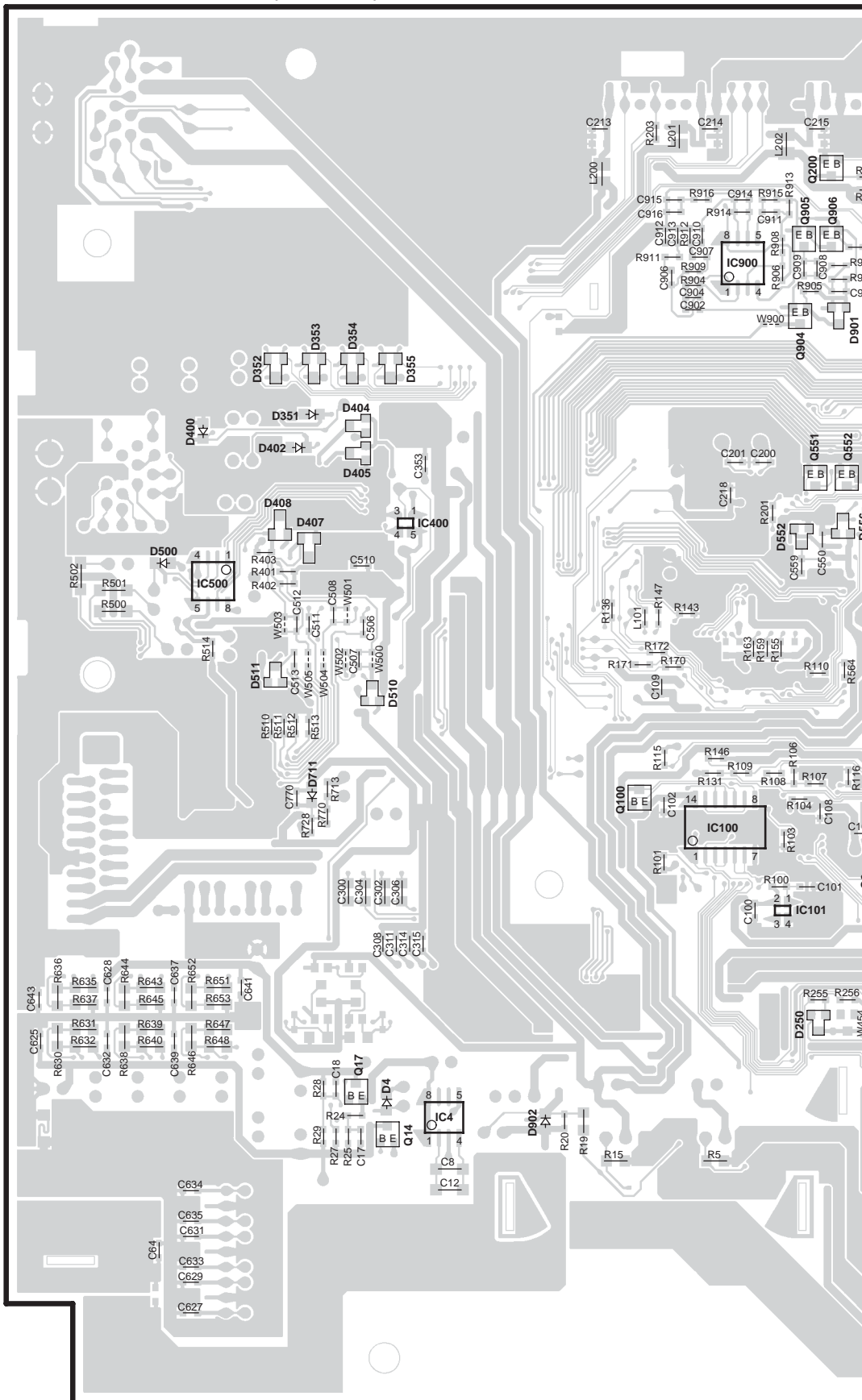

Refer to the schematic diagram for the values of resistors and capacitors.

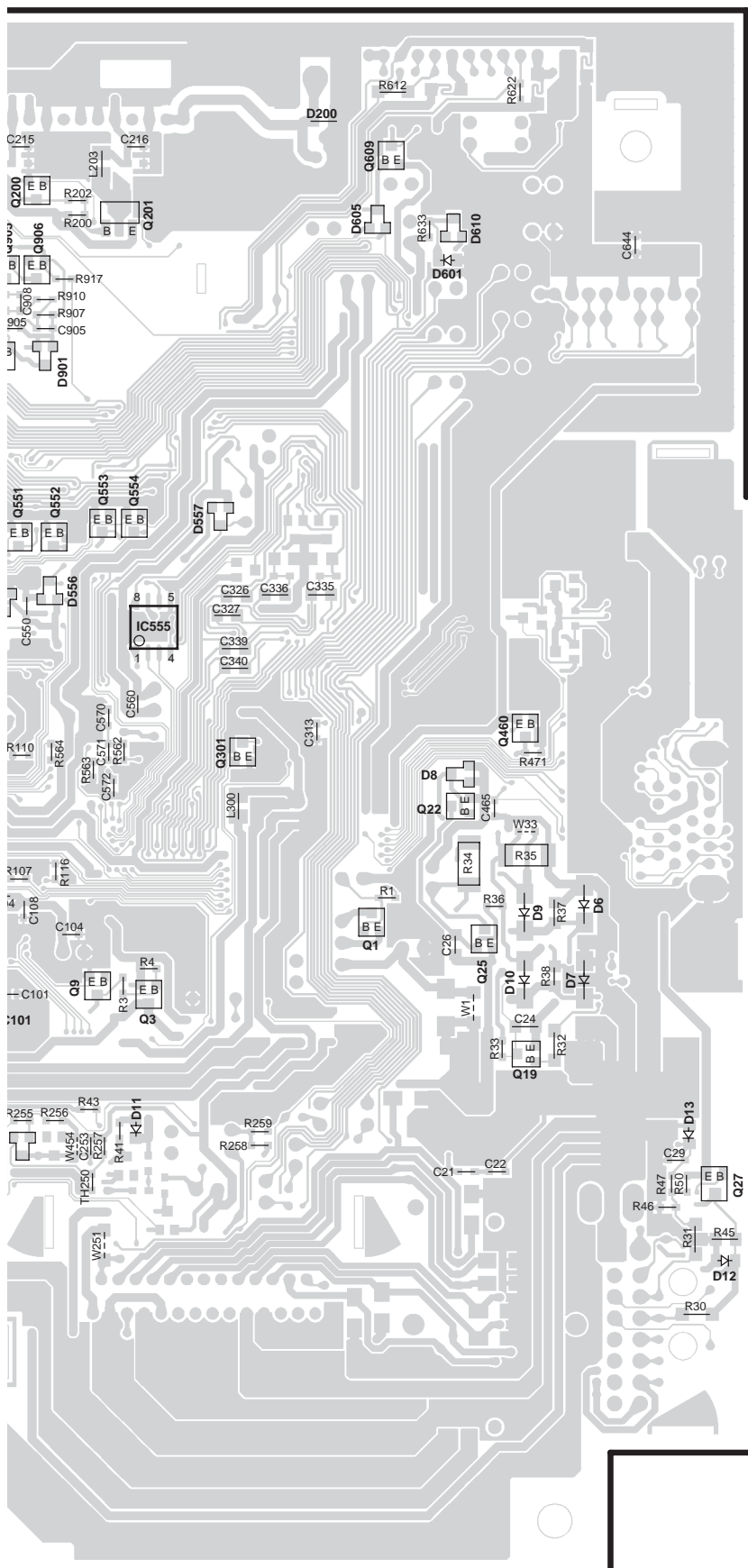
KVT-715DVD,725DVD/-B,735DVD
KVT-745DVD,765DVD,815DVD

PC BOARD (FOIL SIDE VIEW)

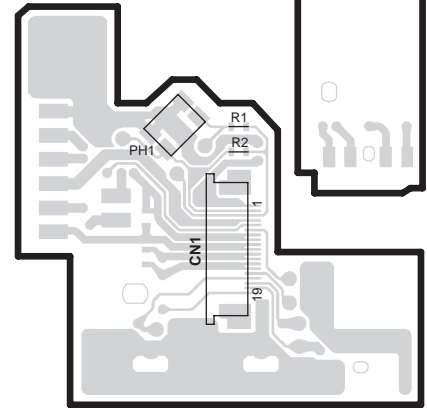
X34 B/2

ELECTRIC UNIT X34-315x-xx A/2 (J74-1613-12)





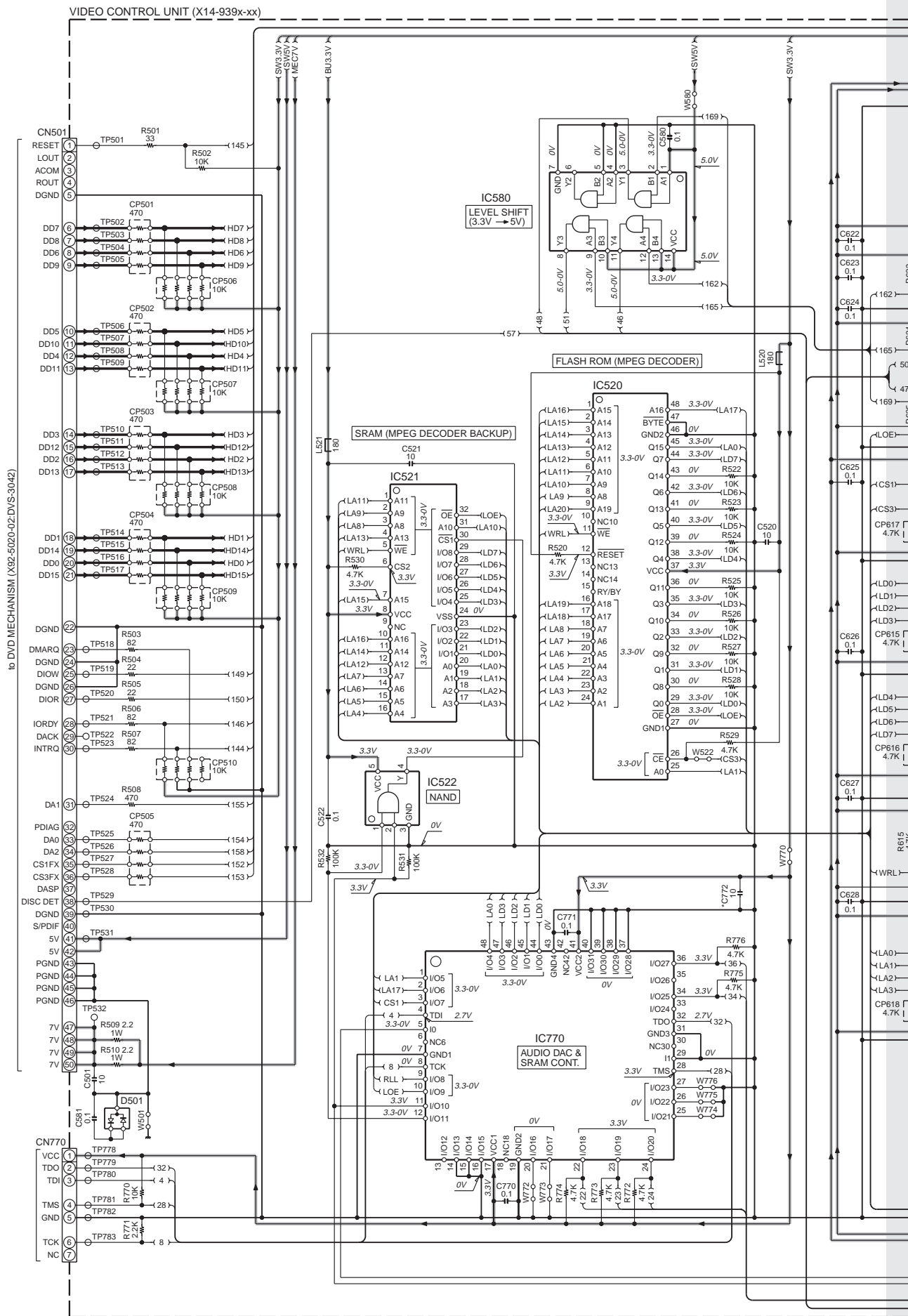
X16 B/2

SWITCH UNIT
X16-2250-00 A/2
(J74-1419-02)

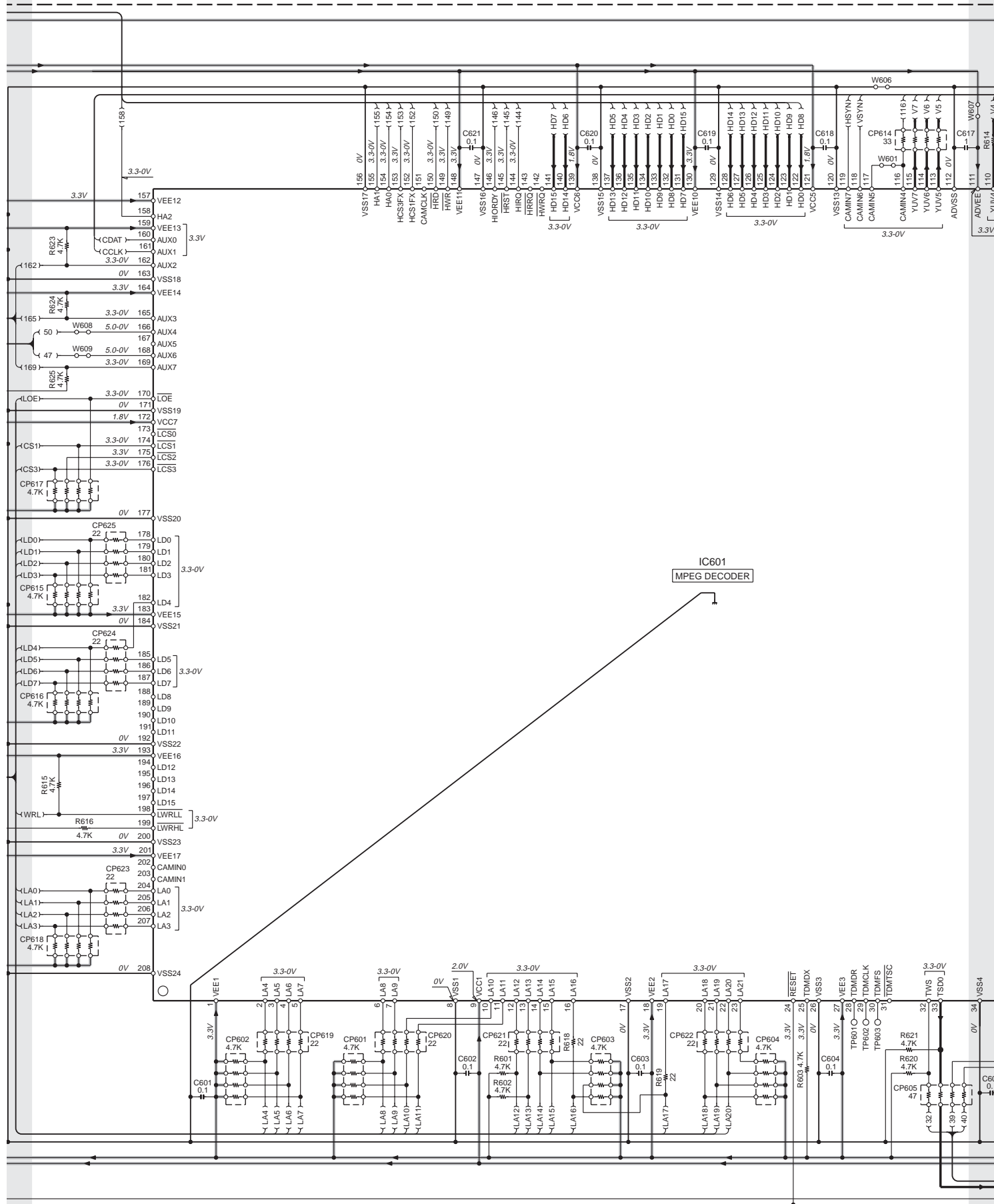
X34-315x-xx

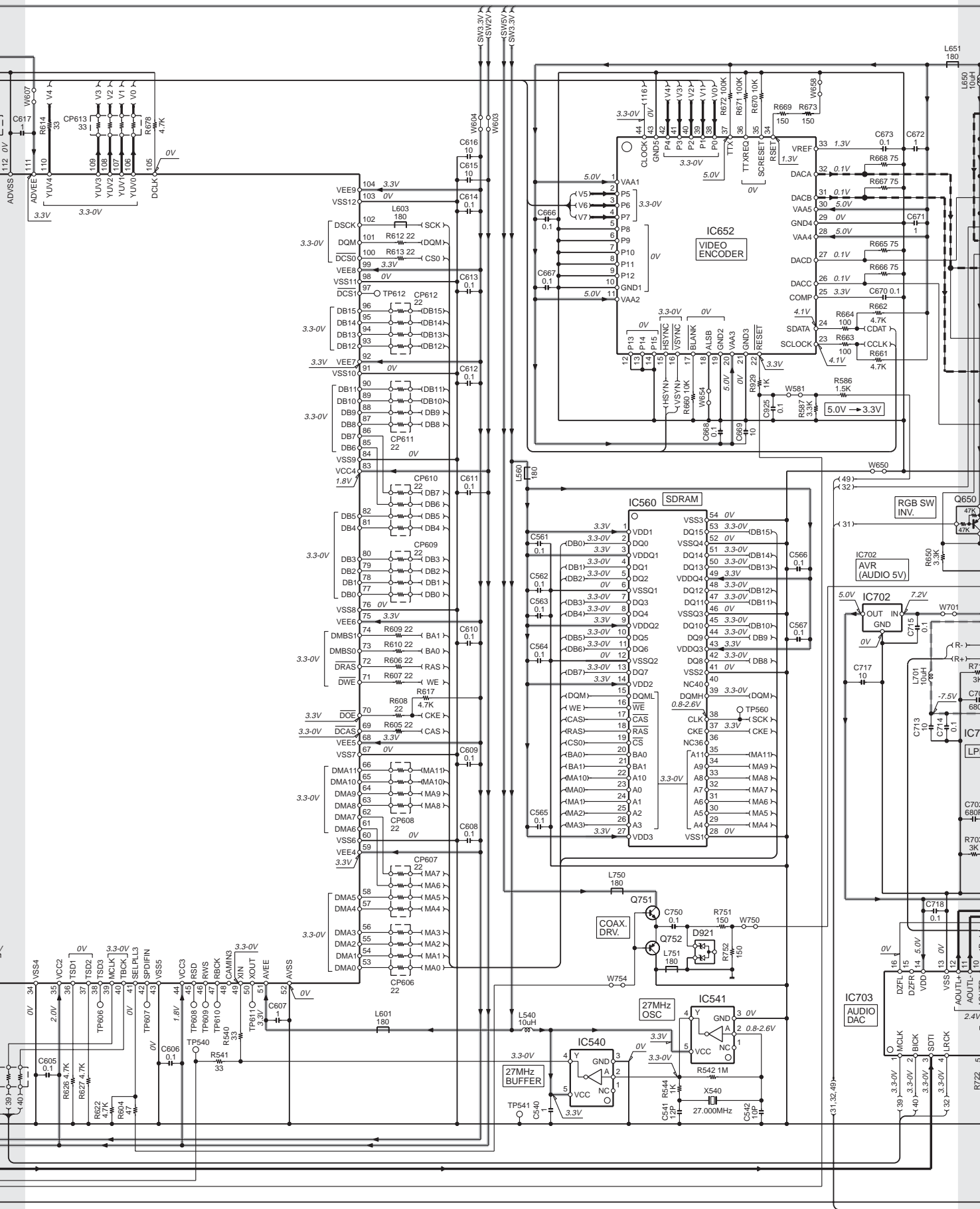
Ref. No.	Address
IC4	6AM
IC100	5AN
IC101	5AN
IC400	3AM
IC500	4AL
IC555	4AO
IC900	2AN
Q1	5AP
Q3	5AO
Q9	5AO
Q14	6AM
Q17	6AL
Q19	5AP
Q22	4AP
Q25	5AP
Q27	6AQ
Q100	5AM
Q200	2AN
Q201	2AO
Q301	4AO
Q551	3AN
Q552	3AO
Q553	3AO
Q554	3AO
Q609	2AP
Q904	3AN
Q905	2AN
Q906	2AN

Refer to the schematic diagram for the values
of resistors and capacitors.

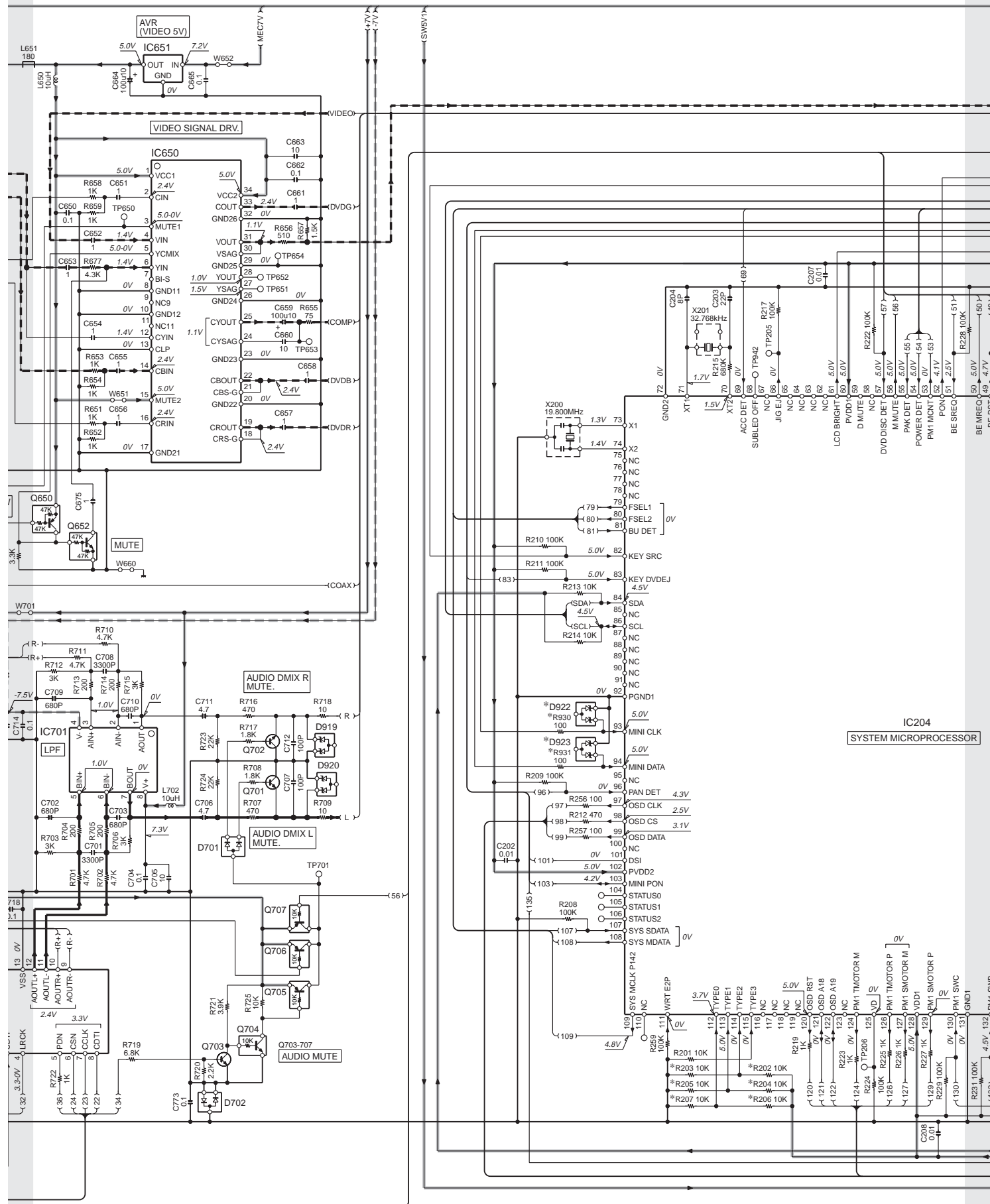


KVT-715DVD,725DVD/-B,735DVD
KVT-745DVD,765DVD,815DVD

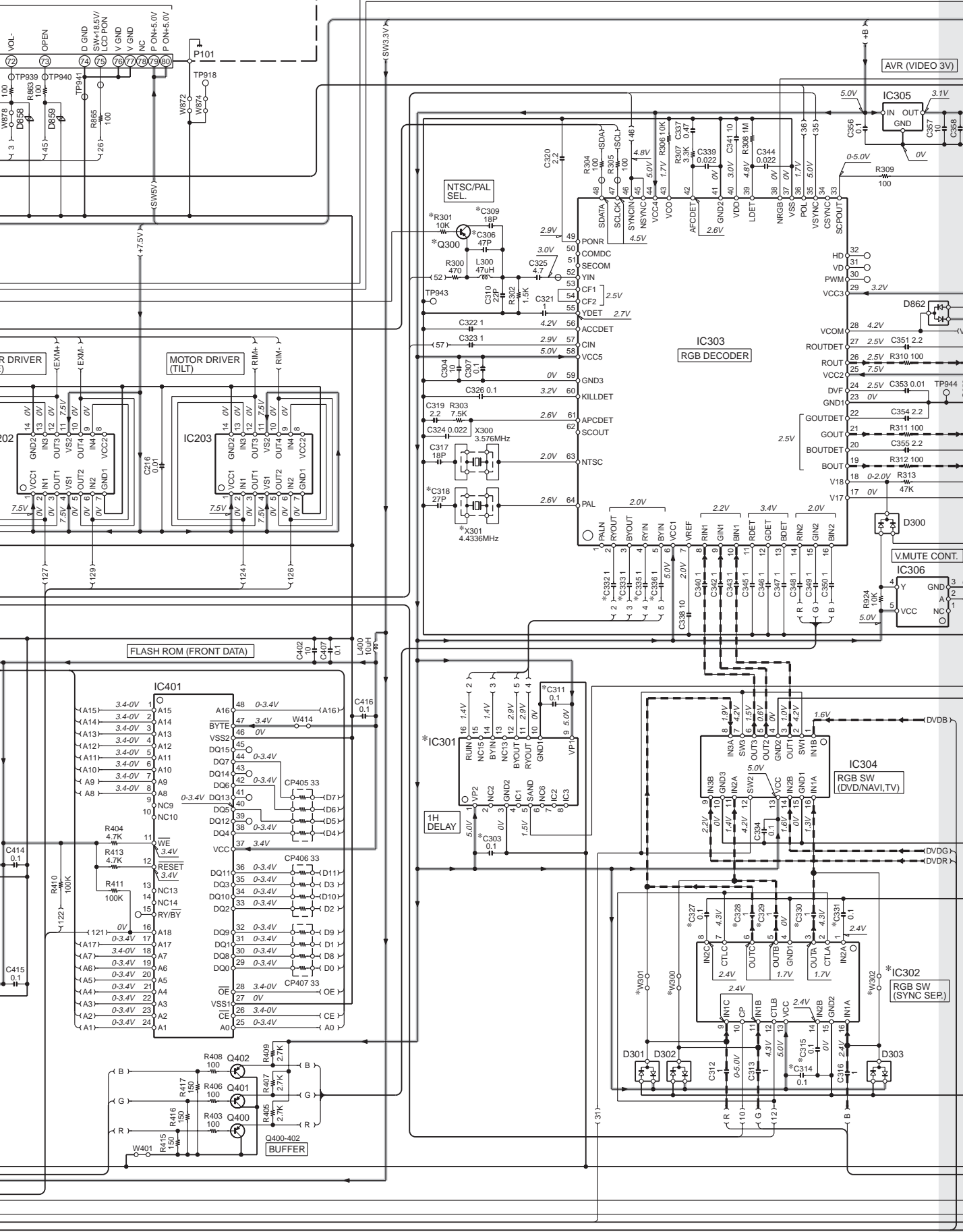




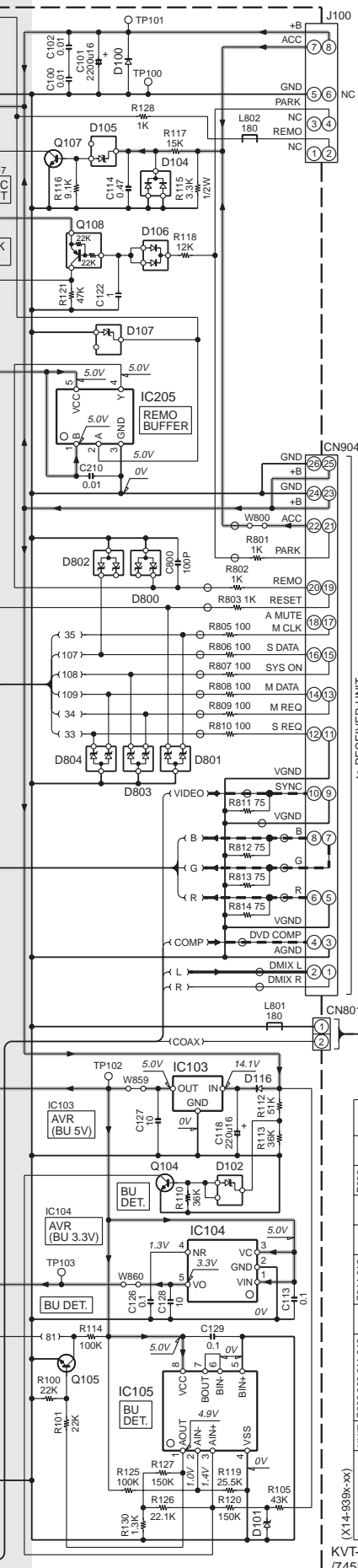
KVT-715DVD,725DVD/-B,735DVD
KVT-745DVD,765DVD,815DVD







KVT-715DVD,725DVD/-B,735DVD KVT-745DVD,765DVD,815DVD



IC100-102 :	FA7703V
IC103 :	TA78DL05F
IC104 :	PQ1X331M22P
IC105 :	TC75W56FU
IC106,306 :	TC7SH04FU
IC107 :	M5237ML
IC108 :	SI-3012KM
IC200 :	LB1836M-TE-L
IC202,203 :	703068YUJ-108
IC204 :	TC7SH08F
IC205 :	TC7W14FU
IC206 :	PS79142NR
IC207 :	TA78L05F
IC300 :	TDA4665T
IC301 :	MM1389XFB
IC302 :	AN2546FH-AV
IC303 :	MM1234XFB
IC304 :	NJU7200UJ3
IC305 :	TC7W00FU
IC361 :	NJW1303V
IC362 :	TC7W34FU
IC363,364 :	TC7WH123FU
IC365 :	LC74735NW9817E
IC400 :	MB29LV8T9TN6R2
IC401 :	29LV160AT17R1
IC520 :	K6F1008V2CYF55
IC521 :	TC7SH00FU
IC522 :	TC7SHU04FU
IC540,541 :	MT48LC4M16T75I
IC560 :	TC74VCHT08AFT
IC580 :	ES6218SF
IC601 :	MM1567AJBE
IC650 :	UPC295T
IC651 :	ADV7170KSU
IC652 :	NJM4580V
IC701 :	TA78L05F
IC702 :	AK4382AVT
IC703 :	M4A3212V18TV1
IC770 :	

Q100-103,119,200,202,204,207
: UN5212
Q104,105 : 2SD1819A
Q106 : HAT1038R
Q107,123,124,360,701-703,751,902
: 2SC4081
Q108 : DTA124EUA
Q109,110 : HAT1016R
Q111 : HAT3008R
Q112 : 2SB1184
Q117 : DTC323TU
Q118 : 2SB1218A
Q120,122,300,361,362,400-402,752
: 2SA1576A
Q121,170-175,652 : DTC144EUA
Q201,203,205 : DTB123YK
Q206 : UN5113
Q403 : DTC143EUA
Q650 : DTA144EUA
Q704 : DTC114TUA
Q705-707 : DTA114TUA
Q901 : 2SB1189

D100 :	1SR154-400
D101 :	RD16S
D102,105 :	RD6.8M(B2)
D104,106,300 :	DAN202U
D107 :	MA3062-M
D108-113 :	EC31QS04
D114,115 :	SB05-05CP
D116 :	MA2784
D301-303,501,702,862,900,901,903, 906,910,913 :	DA204U
D701 :	DAP202U
D800-804,902,904,905,908, 911,912,919-921 :	MA3062WA
D850-860,909,924 :	AVRM1608120M6A
D861,907,914 :	MA8062-M
D922,923 :	UMZ8.2N

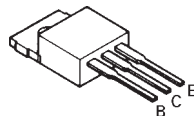
--- VIDEO LINE
--- SIGNAL LINE
--- GND LINE
--- +B LINE
--- -B LINE

(X14-939x-xx)

MODEL NAME	UNIT No.	C303,308,311,318,332,333,336,336	C314,315,327-331	C400	D922,923	IC302	IC301	IC300	X301
KVT715DVD	K	0-11	NO	NO	NO	NO	NO	NO	NO
KVT745DVD	R	3-21	NO	NO	YES	NO	NO	NO	NO
KVT735DVD	M	0-21	YES	YES	YES	YES	YES	YES	YES
KVT765DVD	C	3-01	YES	YES	YES	YES	YES	YES	YES
KVT745DVD	E	2-71	YES	YES	YES	YES	YES	YES	YES
KVT725DVD	E								
KVT725DVD-B	E								

KVT-715DVD/725DVD/725DVD-B/735DVD
/745DVD/765DVD/815DVD (1/4)

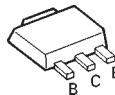
2SB1565



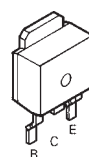
DTA123JK
DTA144EUA
DTB123YK
DTC114YUA
DTC124EE
UN5114
UN5214
2SA1576A
2SB1218A
2SB709A
2SD1819A



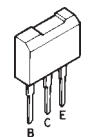
2SB1188



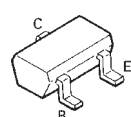
2SB1184



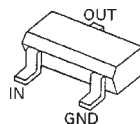
2SB1443



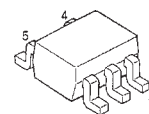
DTC323TU
2SC4081



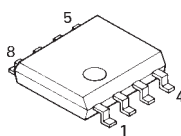
DTA114EUA
DTA114TUA
DTA124EUA
DTC114EUA
DTC124EUA
DTC143EUA
DTC144EUA



UMC2N



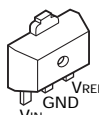
NJM4565M-TE2
TA75W558FU
TC7W00FU



DAN202U



TA78L05F

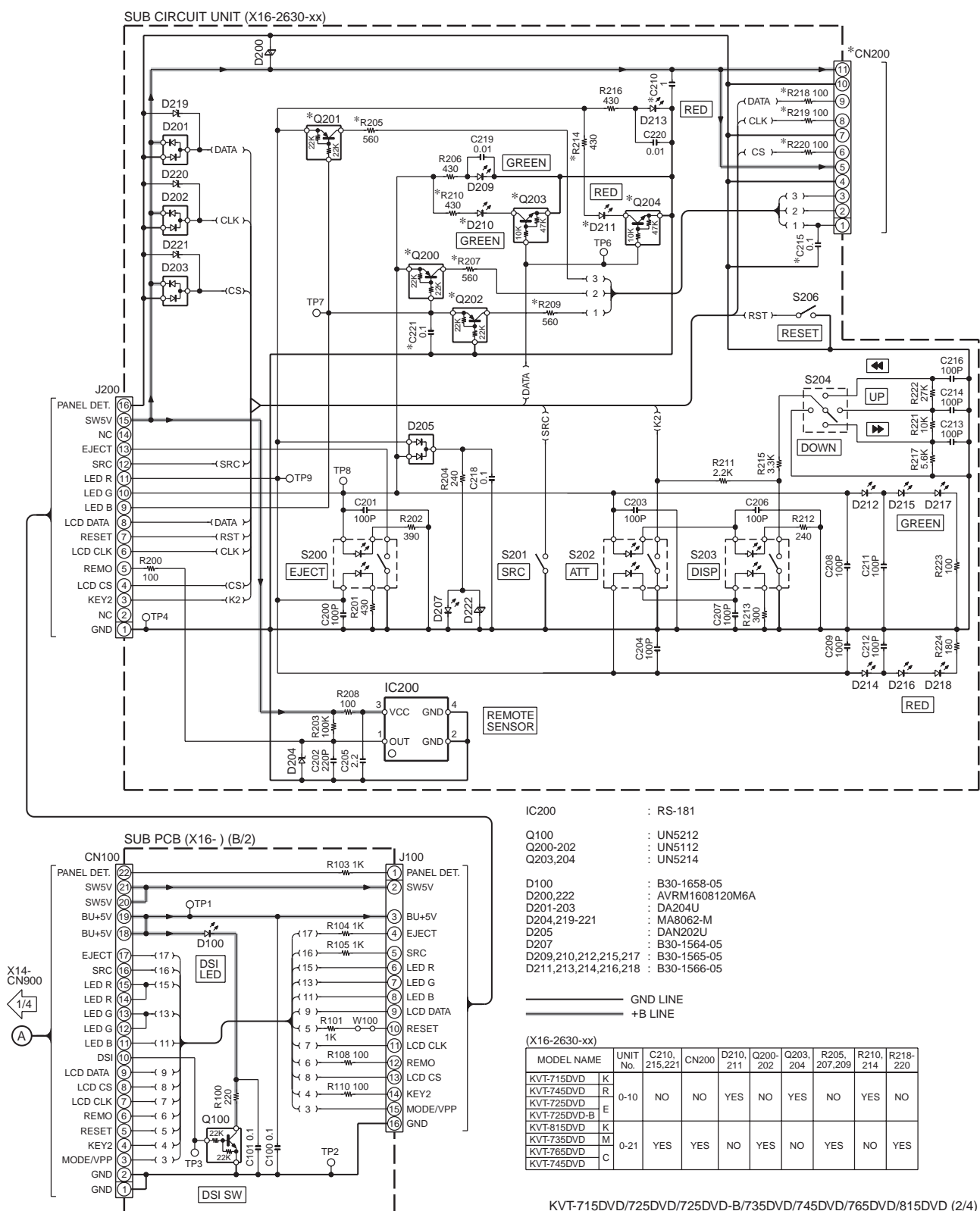


DAP202U
DA204U



CAUTION : For continued safety, replace safety critical components only with manufacturer's recommended parts (refer to parts list).
△ Indicates safety critical components. To reduce the risk of electric shock, leakage-current or resistance measurements shall be carried out (exposed parts are acceptably insulated from the supply circuit) before the appliance is returned to the customer.

• DC voltages are as measured with a high impedance voltmeter. Values may vary slightly due to variations between individual instruments or/and units.



CAUTION : For continued safety, replace safety critical components only with manufacturer's recommended parts (refer to parts list).

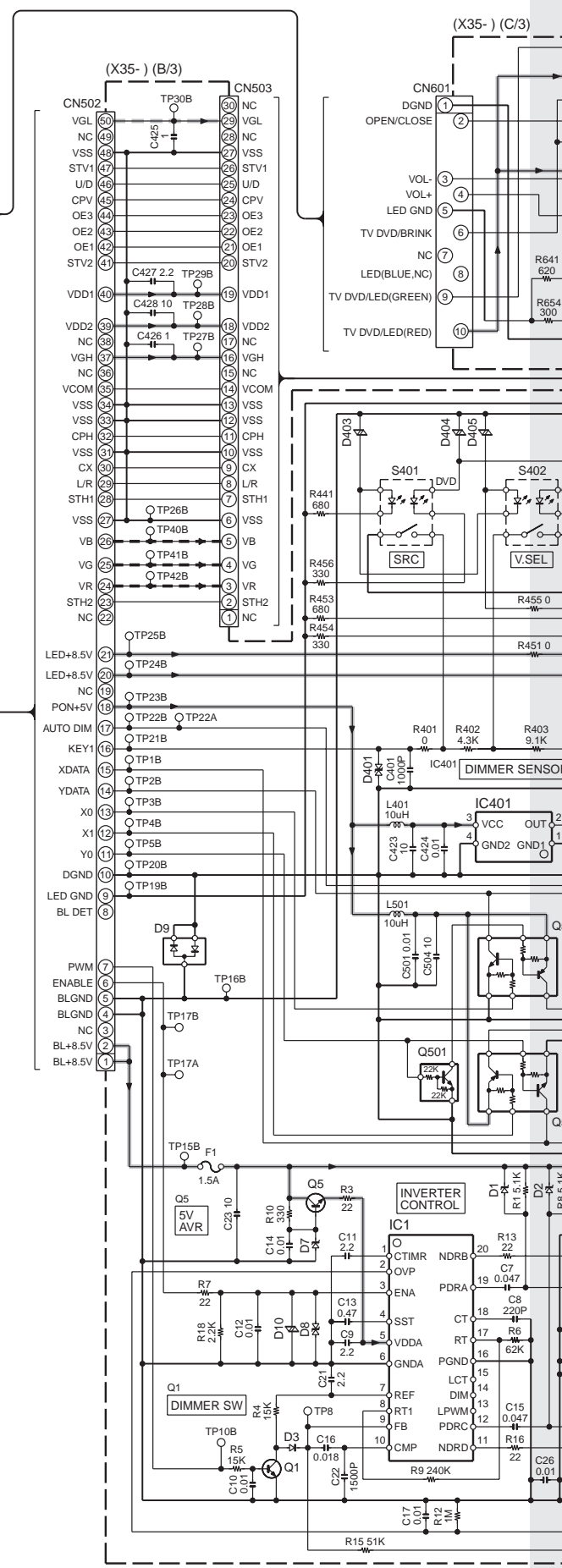
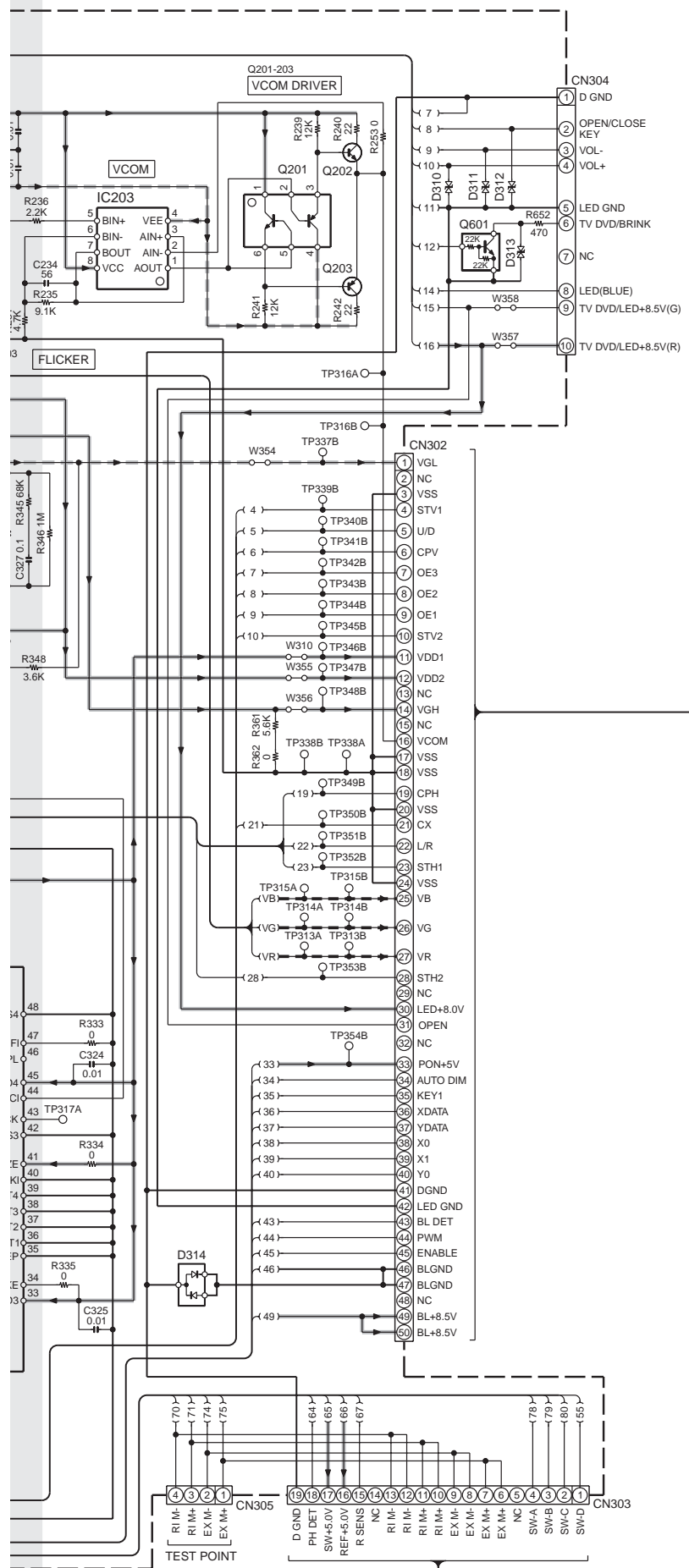
⚠ Indicates safety critical components. To reduce the risk of electric shock, leakage-current or resistance measurements shall be carried out (exposed parts are acceptably insulated from the supply circuit) before the appliance is returned to the customer.

- DC voltages are as measured with a high impedance voltmeter. Values may vary slightly due to variations between individual instruments or/and units.

VIDEO UNIT (X35-4280-01) (A/3)

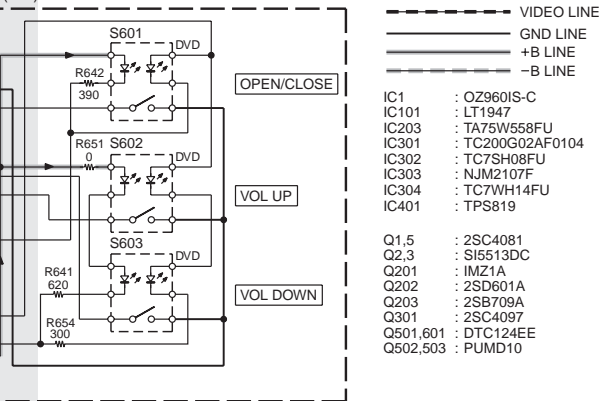


KVT-715DVD,725DVD/-B,735DVD
KVT-745DVD,765DVD,815DVD



KVT-715DVD,725DVD/-B,735DVD
KVT-745DVD,765DVD,815DVD

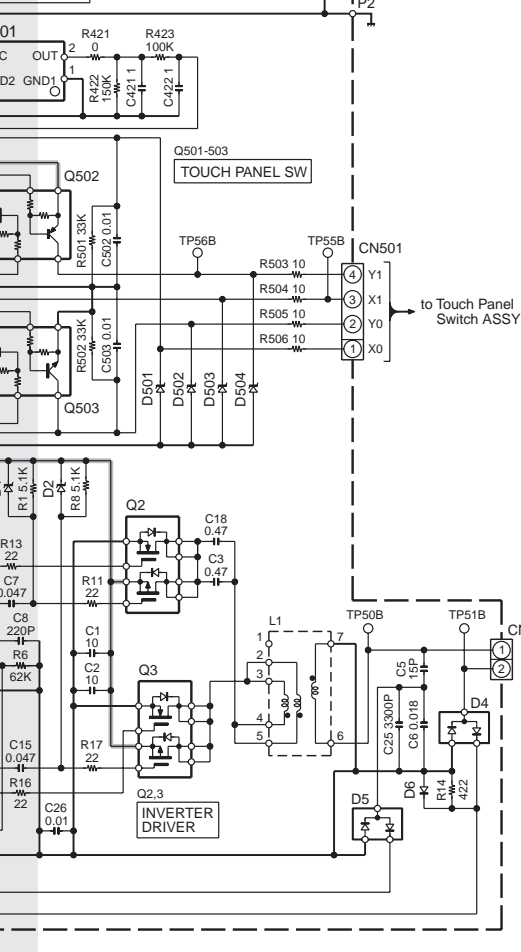
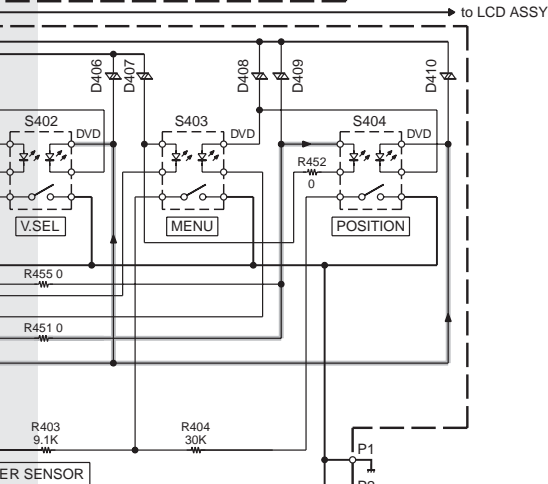
(C/3)



IC1 : OZ960IS-C
IC101 : LT1947
IC203 : TA75W558FU
IC301 : TC200G02AF0104
IC302 : TC7SH08FU
IC303 : NJM2107F
IC304 : TC7WH14FU
IC401 : TPS819

Q1,5 : 2SC4081
Q2,3 : SI5513DC
Q201 : IMZ1A
Q202 : 2SD601A
Q203 : 2SB709A
Q301 : 2SC4097
Q501,601 : DTC124EE
Q502,503 : PUMD10

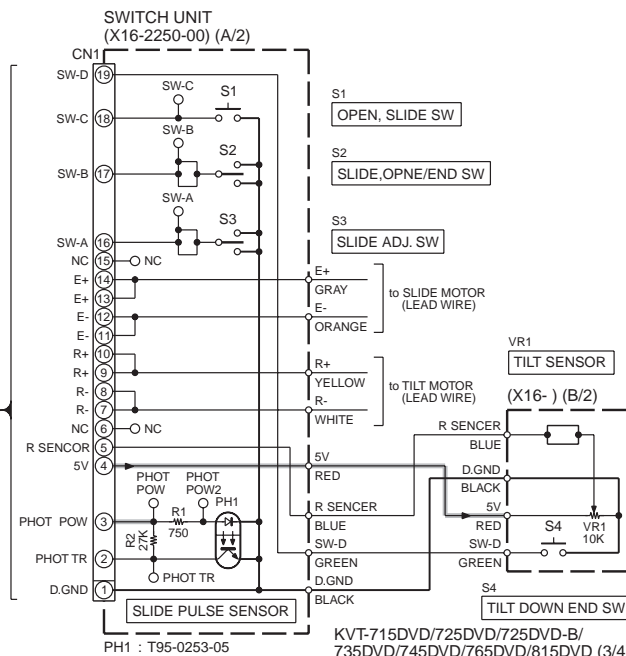
D1,2 : MA8047-M
D3 : MA115
D4,5,9,302,303,314 : DA204U
D6,102-104 : MA2S784
D7 : MA8056-M
D8,310-313,401 : 1608SGXA
D10 : AVRM1005270MAA
D101 : MA2ZD18
D301,304 : MA8051-M
D309 : 1SV231
D403-410 : AVRM1608180M6A
D501-504 : MA8051-M



CAUTION : For continued safety, replace safety critical components only with manufacturer's recommended parts (refer to parts list).

△ Indicates safety critical components. To reduce the risk of electric shock, leakage-current or resistance measurements shall be carried out (exposed parts are acceptably insulated from the supply circuit) before the appliance is returned to the customer.

- DC voltages are as measured with a high impedance voltmeter. Values may vary slightly due to variations between individual instruments or/and units.

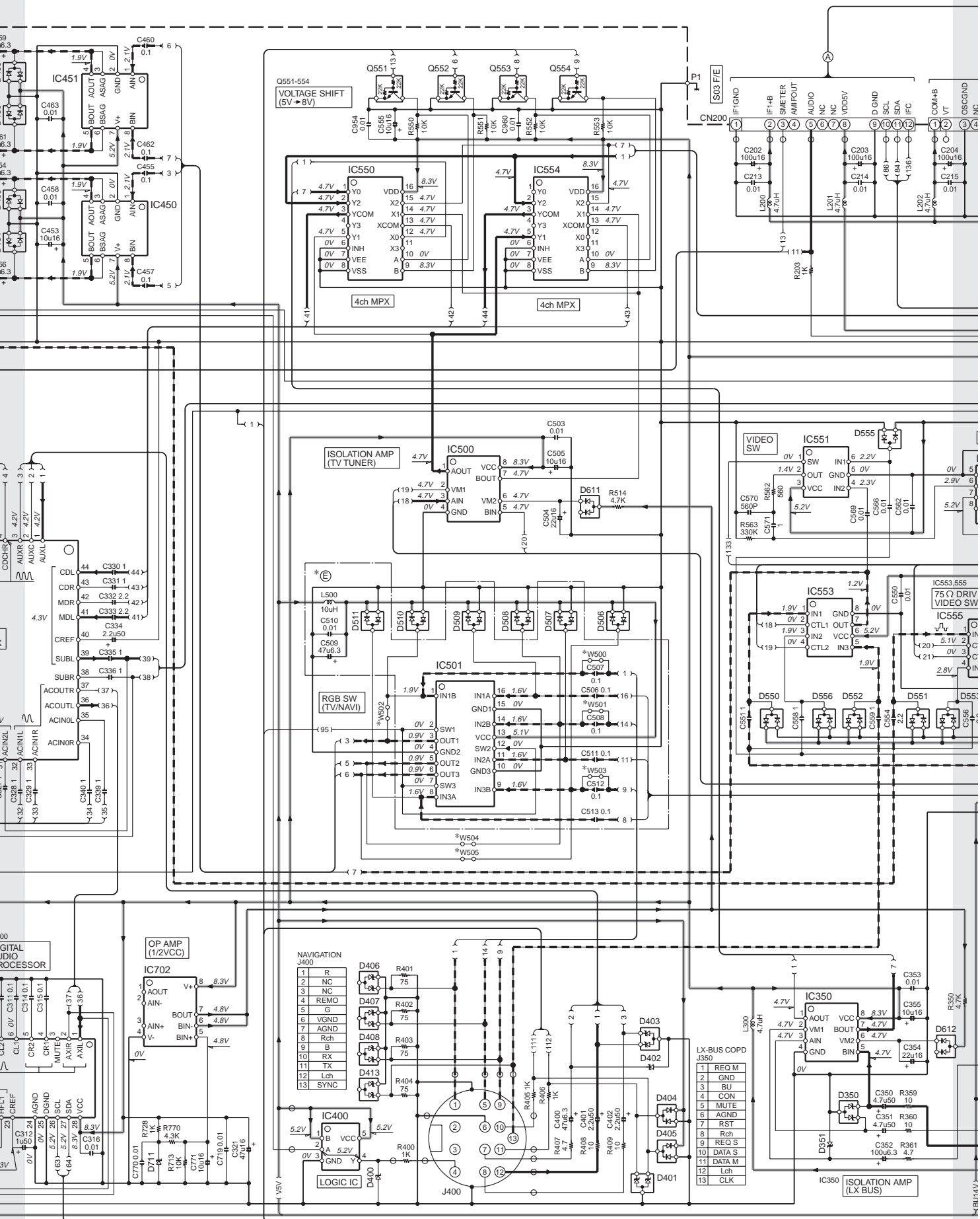


PH1 : T95-0253-05

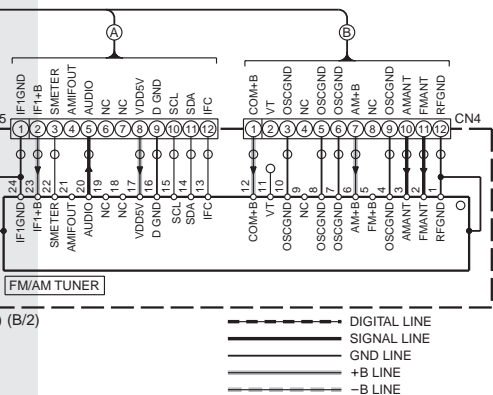
KVT-715DVD/725DVD/725DVD-B/
735DVD/745DVD/765DVD/815DVD (3/4)

47

KVT-715DVD,725DVD/-B,735DVD
KVT-745DVD,765DVD,815DVD



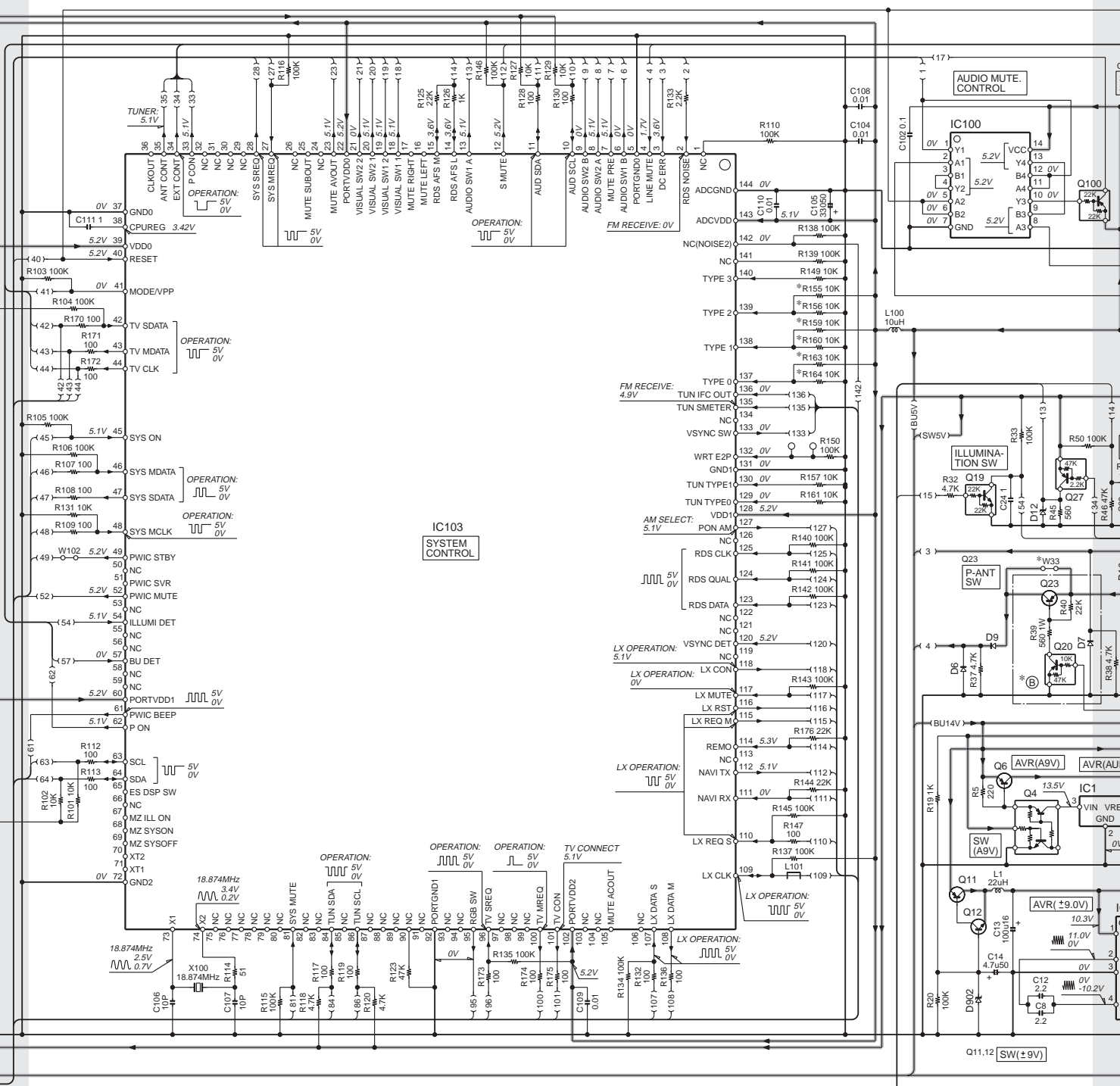
KVT-715DVD,725DVD/-B,735DVD KVT-745DVD,765DVD,815DVD



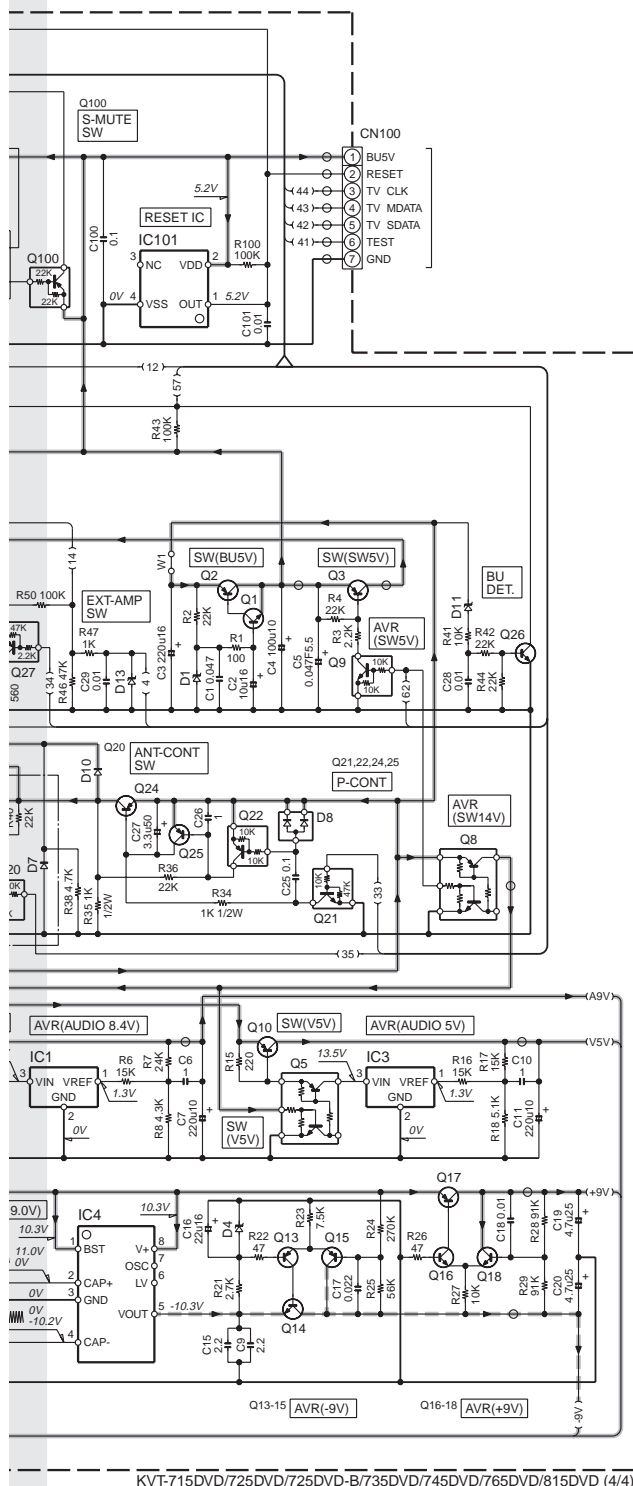
(X34-315x-xx)

MODEL NAME	UNIT No.	(A)	(B)	(C)	(D)	(E)	A1	D409-411	R155	R156	R159	R160	R163	R164	W33	W500-505
KVT-715DVD	K	0-10	YES	YES	NO	YES	NO	W02-3416	NO	NO	YES	NO	YES	YES	NO	YES
KVT-735DVD	M	0-21	YES	YES	YES	YES	NO	W02-3417	NO	NO	YES	YES	NO	YES	NO	YES
KVT-745DVD	C	0-71	NO	YES	NO	NO	NO	W02-3416	NO	YES	NO	NO	YES	YES	NO	YES
KVT-725DVD	E	2-71	YES	NO	YES	YES	YES	W02-3417	YES	NO	YES	YES	NO	NO	YES	NO
KVT-725DVD-B	E	2-71	YES	NO	YES	YES	YES	W02-3417	YES	NO	YES	YES	NO	NO	YES	NO
KVT-745DVD	R	3-21	YES	YES	NO	YES	NO	W02-3418	NO	YES	NO	YES	NO	YES	NO	YES
KVT-765DVD	C	3-01	NO	YES	NO	NO	NO	W02-3416	NO	YES	NO	YES	NO	YES	NO	YES
KVT-815DVD	K	0-11	YES	YES	NO	YES	NO	W02-3416	NO	YES	NO	YES	NO	YES	NO	YES

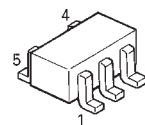
IC1,3 : M5237ML
IC4 : ICL7660SIBA
IC100 : HD74HC02FP-E
IC101 : S-80842CNBB
IC103 : 70F3089YGJ-7R7
IC200 : TDA7479D
IC250 : E-TDA7560A
IC300 : TDA7401
IC301 : E-TDA7414
IC350,500,600 : BA3121F
IC400 : TC7SH08FU
IC450,451 : NJM2267V
IC452 : TC7SH14FU
IC501 : MM1234XFBE-E
IC550,554 : TC4052BFT
IC551 : MM1503
IC552 : MM1108XFFE
IC553 : BA7652AF
IC555 : BA7612F
IC602-604,702,900 : NJM4565M-TE2



Q1,12,14,16,18,26,901,903,904	D1,4,12	MA8056-M
	D5	RM10ZLF
Q2,11	258C4081	
	258B1443	D6,7,9,10
Q3,13,15,17,25,603,902	D2A1576A	D8,250,602,605,610-612
Q4,5,8	UMC2N	D9,202U
Q6,10	258B1565	D11,711
Q9,905	DTC114EUA	D13,601
Q19,200,301,551-554	DTC124EUA	D200
Q20,21	DTC114YUA	D350,403,452,502,606
Q22	DTA114EUA	D351,400,452,451,500,501,607
Q23,24,201	258B118B(Q,R)	MA8062-M
Q27	DTA123JK	D352-355,401,406-413,457,461
Q100,460,609,906	DTA124EUA	503-505,604
Q300	DTA21819A	D404,405,453-456,506-511
Q600-602,604-606,608,610	550-557	D402U
	DTC323TU	DAN204
Q900	258B1189	D902
		MA8110-M

MA142WA
UN5212

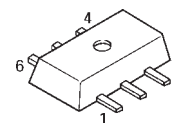
TC7SHU04FU



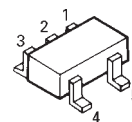
RD6.8M



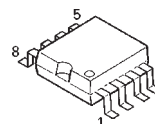
MCH6101-E



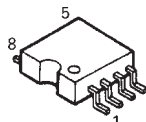
TC7SH04FU
TC7SH08FU



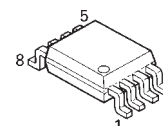
BA7612F



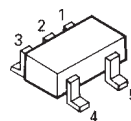
BA3121F



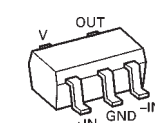
NJM4580V
TC7WH123FU



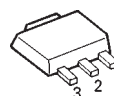
PST9137NR



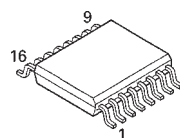
NJM2107F



M5237ML



TDA7479D

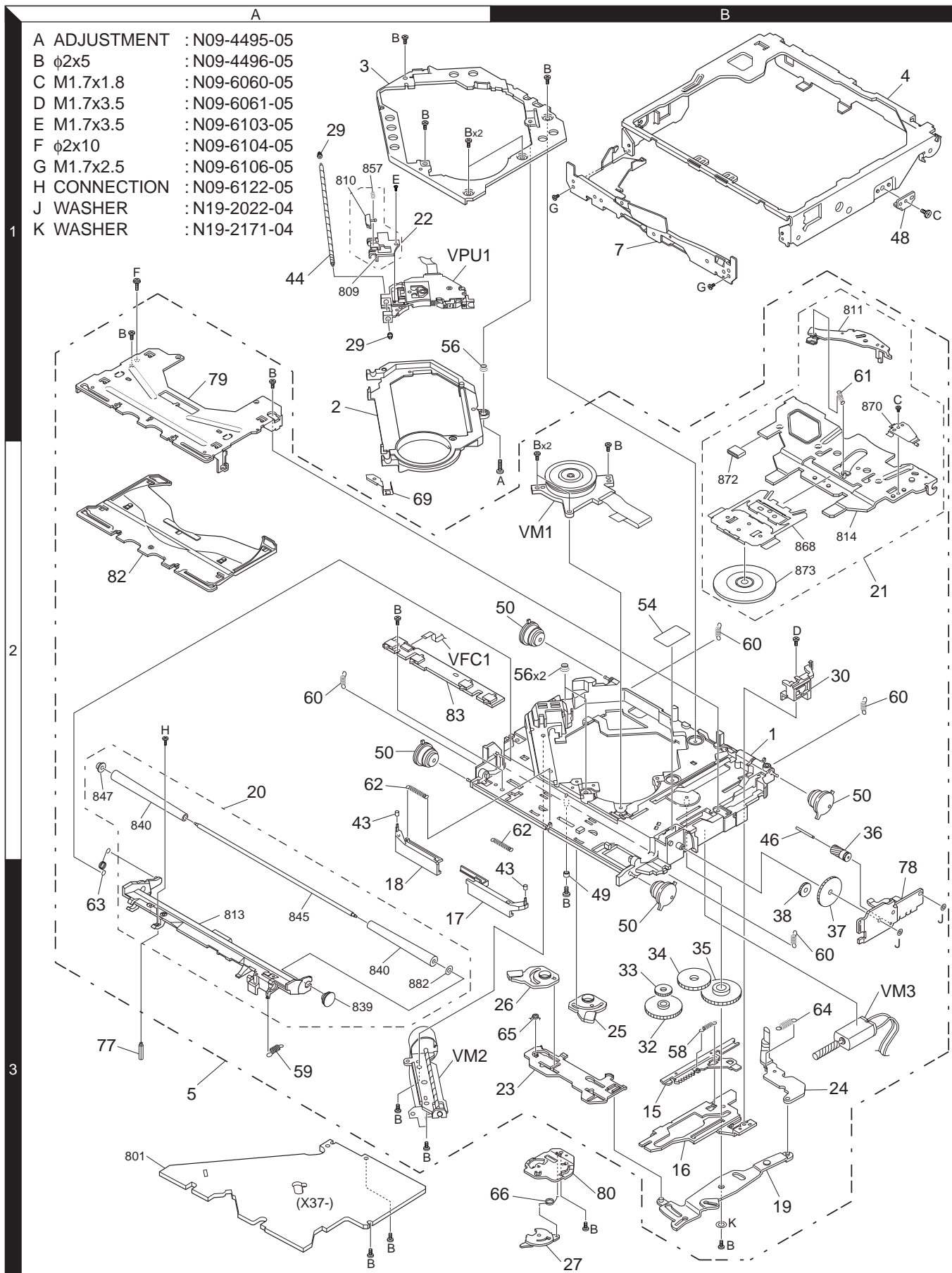


CAUTION : For continued safety, replace safety critical components only with manufacturer's recommended parts (refer to parts list).

▲ Indicates safety critical components. To reduce the risk of electric shock, leakage-current or resistance measurements shall be carried out (exposed parts are acceptably insulated from the supply circuit) before the appliance is returned to the customer.

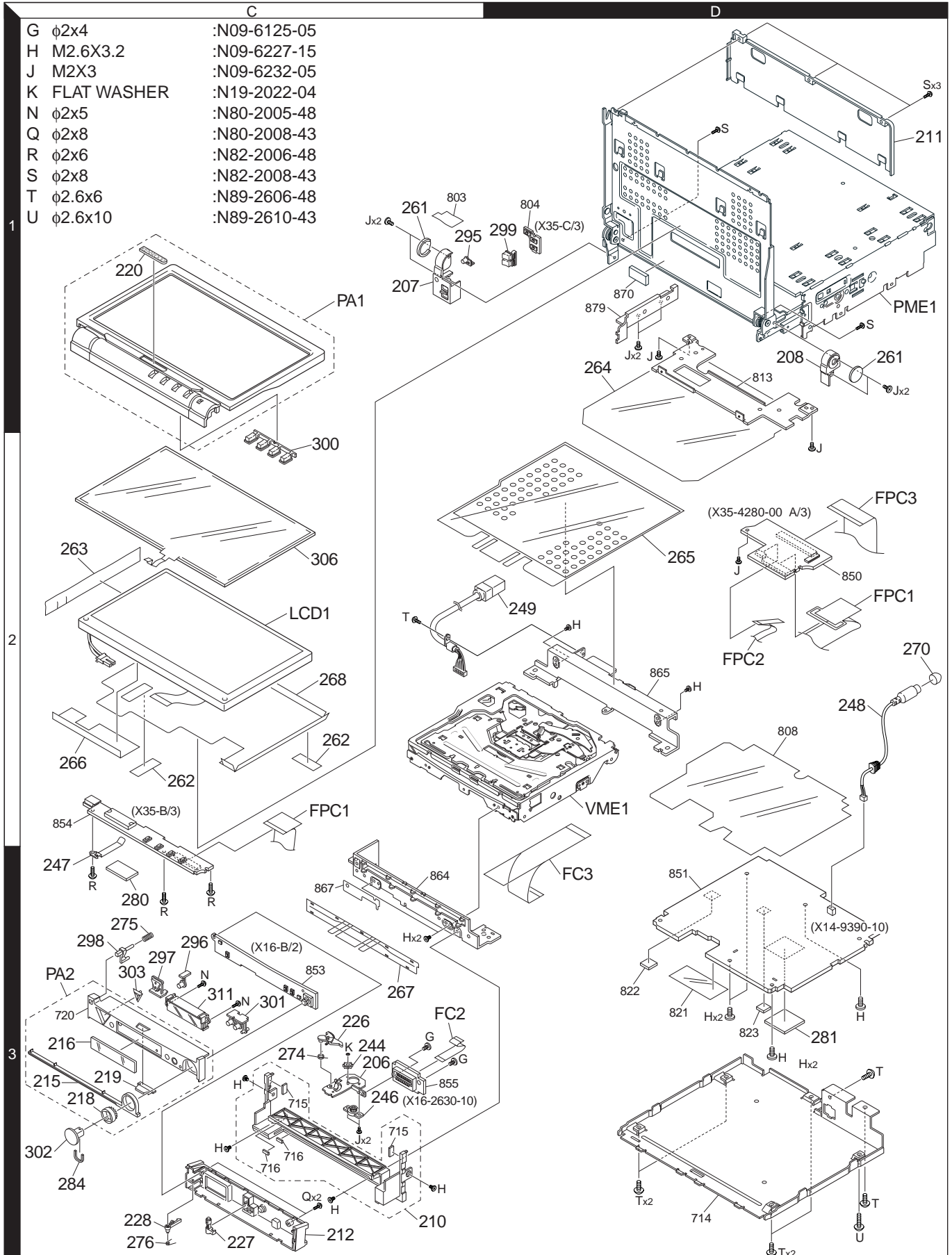
- DC voltages are as measured with a high impedance voltmeter. Values may vary slightly due to variations between individual instruments or/and units.

EXPLODED VIEW (DVD MECHANISM)



Parts with the exploded numbers larger than 700 are not supplied.

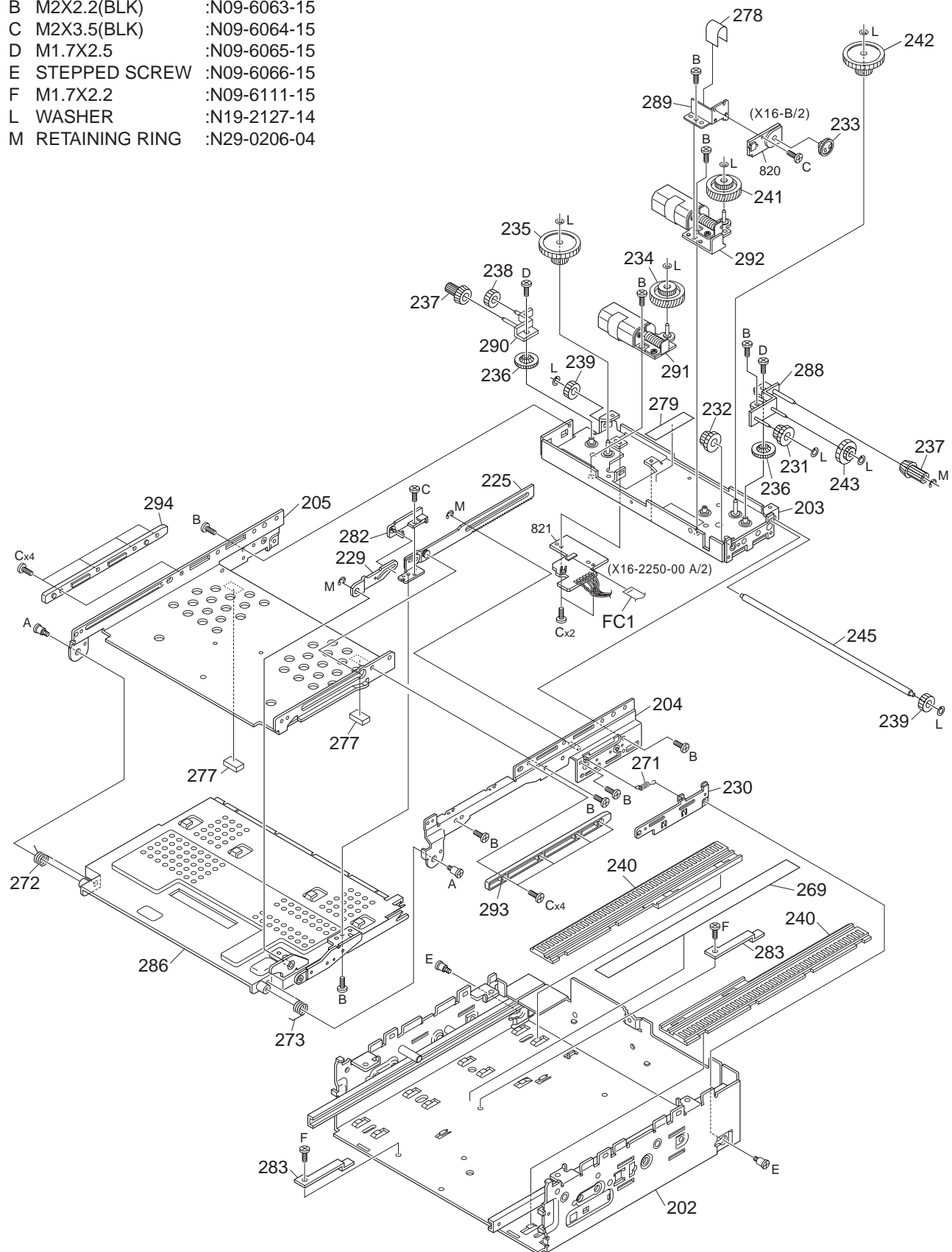
EXPLODED VIEW (UNIT)



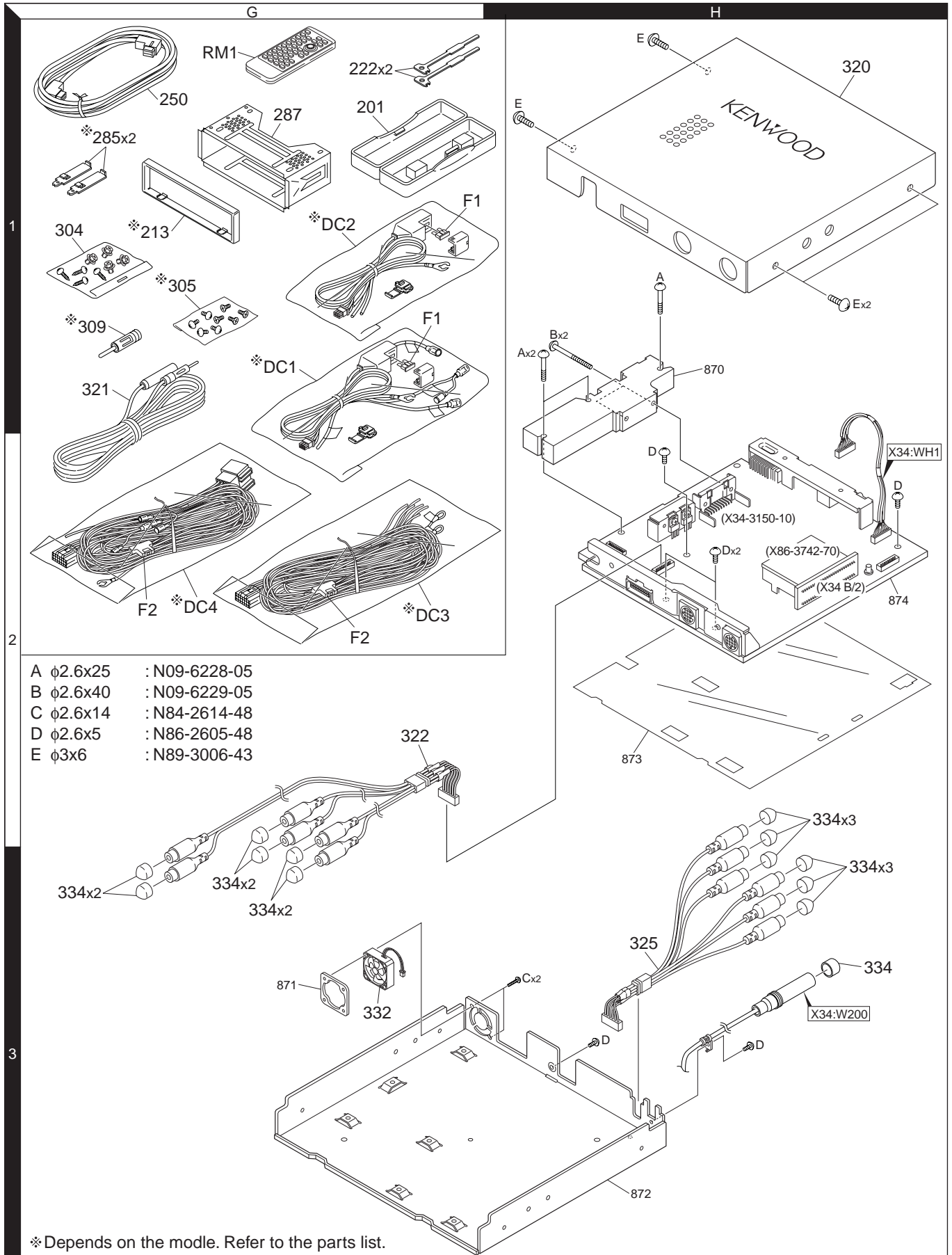
Parts with the exploded numbers larger than 700 are not supplied.

EXPLODED VIEW (PANEL MECHANISM)

- | | | |
|---|----------------|--------------|
| A | STEPPED SCREW | :N09-6062-05 |
| B | M2X2.2(BLK) | :N09-6063-15 |
| C | M2X3.5(BLK) | :N09-6064-15 |
| D | M1.7X2.5 | :N09-6065-15 |
| E | STEPPED SCREW | :N09-6066-15 |
| F | M1.7X2.2 | :N09-6111-15 |
| L | WASHER | :N19-2127-14 |
| M | RETAINING RING | :N29-0206-04 |



EXPLODED VIEW (AMP UNIT / ACCESSORY)



PARTS LIST

* New parts

Parts without **Parts No.** are not supplied.

Les articles non mentionnés dans le **Parts No.** ne sont pas fournis.

Teile ohne **Parts No.** werden nicht geliefert.

Ref. No.	A d d	N e w	Parts No.	Description	Desti- nation
KVT-715DVD,725DVD/-B,735DVD,745DVD,765DVD,815DVD					
201	1G		A02-2723-03	PLASTIC CABINET ASSY	
202	3F	*	A10-5137-02	CHASSIS CALKING ASSY	
203	2F	*	A10-5013-13	CHASSIS CALKING ASSY	
204	2F	*	A10-5015-23	CHASSIS CALKING ASSY	
205	2E	*	A10-5018-22	CHASSIS	
206	3C	*	A11-1638-04	SUB CHASSIS CALKING ASSY	
207	1C	*	A21-4347-02	DRESSING PANEL	KK1R1
207	1C	*	A21-4347-02	DRESSING PANEL	M1C1X1
207	1C	*	A21-4347-02	DRESSING PANEL	E1
207	1C	*	A21-4348-02	DRESSING PANEL	E2
208	1D	*	A21-4349-03	DRESSING PANEL	KK1R1
208	1D	*	A21-4349-03	DRESSING PANEL	M1C1X1
208	1D	*	A21-4349-03	DRESSING PANEL	E1
208	1D	*	A21-4350-03	DRESSING PANEL	E2
210	3C	*	A22-3037-02	SUB PANEL ASSY	KR1M1
210	3C	*	A22-3037-02	SUB PANEL ASSY	C1X1E1
210	3C	*	A22-3038-02	SUB PANEL ASSY	E2
210	3C	*	A22-3051-02	SUB PANEL ASSY	K1
211	1D		A46-1776-02	REAR COVER	
212	3C	*	A46-1804-01	REAR COVER	
PA1	1C	*	A64-3311-01	PANEL ASSY	K
PA1	1C	*	A64-3312-01	PANEL ASSY	R1
PA1	1C	*	A64-3313-01	PANEL ASSY	M1
PA1	1C	*	A64-3314-01	PANEL ASSY	C1
PA1	1C	*	A64-3315-01	PANEL ASSY	X1
PA1	1C	*	A64-3316-01	PANEL ASSY	E1
PA1	1C	*	A64-3317-01	PANEL ASSY	E2
PA1	1C	*	A64-3374-01	PANEL ASSY	K1
PA2	3C	*	A64-3326-12	PANEL ASSY	E1
PA2	3C	*	A64-3327-12	PANEL ASSY	KR1
PA2	3C	*	A64-3328-12	PANEL ASSY	M1C1X1
PA2	3C	*	A64-3329-12	PANEL ASSY	E2
PA2	3C	*	A64-3376-12	PANEL ASSY	K1
PME1	1D	*	A10-5136-01	CHASSIS ASSY	
RM1	1G	*	A70-2064-05	REMOTE CONTROLLER (RC-DV420)	
-			B46-0100-50	WARRANTY CARD	
-			B46-0606-04	ID CARD	KK1R1
-			B46-0612-14	ID CARD	M1C1X1
-			B46-0612-14	ID CARD	E1E2
-			B46-0648-13	USER CARD	K1
-		*	B54-4433-00	INSTALLATION MANUAL (ENG,FRE,SPA,POR)	KK1R1
-		*	B54-4434-00	INSTALLATION MANUAL (ENG,T-CHI,KOR,S-CHI)	M1C1X1
-		*	B54-4435-00	INSTALLATION MANUAL (ENG,FRE,GER,DUT,ITA,SPA,POR)	E1E2
-		*	B64-2846-00	INST. MANUAL (ENG,FRE,SPA)	KK1R1
-		*	B64-2847-00	INST. MANUAL (PORTUGUESE)	R1
-		*	B64-2848-00	INST. MANUAL (ENGLISH)	M1C1X1
-		*	B64-2849-00	INST. MANUAL (T-CHI,KOR)	M1
-		*	B64-2850-00	INST. MANUAL (S-CHI)	C1
-		*	B64-2851-00	INST. MANUAL (ENGLISH)	E1E2
-		*	B64-2852-00	INST. MANUAL (FRE,GER,DUT)	E1E2

Ref. No.	A d d	N e w	Parts No.	Description	Desti- nation
-		*	B64-2853-00	INST. MANUAL (ITA,SPA,POR)	E1E2
213	2G		B07-3022-02	ESCUTCHEON	KK1
213	2G		B07-3058-02	ESCUTCHEON	R1M1C1
213	2G		B07-3058-02	ESCUTCHEON	X1E1E2
215	3C	*	B07-3114-03	ESCUTCHEON	KK1R1
215	3C	*	B07-3114-03	ESCUTCHEON	M1C1X1
215	3C	*	B07-3114-03	ESCUTCHEON	E1
215	3C	*	B07-3115-03	ESCUTCHEON	E2
216	3C	*	B10-4553-03	FRONT GLASS	KR1E1
216	3C	*	B10-4553-03	FRONT GLASS	E2
216	3C	*	B10-4554-03	FRONT GLASS	K1M1C1
216	3C	*	B10-4554-03	FRONT GLASS	X1
218	3C	*	B19-2263-04	LIGHTING BOARD	
219	3C	*	B19-2264-04	LIGHTING BOARD	
220	1C	*	B43-1523-04	KENWOOD BADGE	
LCD1	2C		B38-1122-15	LIQUID CRYSTAL	
222	1G		D10-4589-04	LEVER	
225	2F		D10-4703-23	ARM ASSY	
226	3C		D10-4727-03	ARM	
227	3C		D10-4728-04	ARM	
228	3C		D10-4729-04	LEVER	
229	2E	*	D10-4733-23	ARM	
230	2F	*	D10-4761-14	LEVER ASSY	
231	2F	*	D13-2251-14	GEAR	
232	2F	*	D13-2252-14	GEAR	
233	1F	*	D13-2253-14	GEAR	
234	1F	*	D13-2256-14	GEAR	
235	1F	*	D13-2257-14	GEAR	
236	1F		D13-2258-24	GEAR	
237	1E		D13-2259-24	GEAR	
238	1F	*	D13-2260-14	GEAR	
239	1F		D13-2261-14	GEAR	
240	3F		D13-2262-23	RACK (GEAR)	
241	1F	*	D13-2263-14	GEAR	
242	1F	*	D13-2264-14	GEAR	
243	2F	*	D13-2265-14	GEAR	
244	3C		D13-2280-04	GEAR	
245	2F	*	D21-2416-23	SHAFT	
246	3C		D39-0239-05	DAMPER	
247	2C		E29-1924-04	LEAD PLATE	
248	2D	*	E30-6298-05	CORD WITH PINPLUG	
249	1G	*	E30-6300-05	CORD WITH PLUG	
250	2G	*	E30-6301-05	CORD WITH PLUG (6m)	
DC1	1G	*	E30-6337-05	DC CORD (8PIN)	E1E2
DC2	1G	*	E30-6338-05	DC CORD (8PIN)	KK1R1
DC2	1G	*	E30-6338-05	DC CORD (8PIN)	M1C1X1
DC3	1G	*	E30-6339-05	DC CORD (16PIN : 6m)	KK1R1
DC3	1G	*	E30-6339-05	DC CORD (16PIN : 6m)	M1C1X1
DC4	1G	*	E30-6340-05	DC CORD (16PIN : 6m)	E1E2
FC1	2F		E39-0537-15	FLAT CABLE (9PIN)	
FC2	3C	*	E39-0675-05	FLAT CABLE (16PIN)	
FC3	2D	*	E39-0676-05	FLAT CABLE (50PIN)	
261	1D	*	F07-1145-04	COVER	KK1R1

K : KVT-715DVD **K1** : KVT-815DVD **R1** : KVT-745DVD **M1** : KVT-735DVD
C1 : KVT-765DVD **X1** : KVT-745DVD **E1** : KVT-725DVD **E2** : KVT-725DVD-B

△ Indicates safety critical components.

PARTS LIST

* New parts

Parts without **Parts No.** are not supplied.Les articles non mentionnés dans le **Parts No.** ne sont pas fournis.Teile ohne **Parts No.** werden nicht geliefert.

KVT-715DVD,725DVD/-B,735DVD,745DVD,765DVD,815DVD

Ref. No.	Added	New	Parts No.	Description	Destination
261	1D	*	F07-1145-04	COVER	M1C1X1
261	1D	*	F07-1145-04	COVER	E1
261	1D	*	F07-1146-04	COVER	E2
262	2C		F09-1260-04	SHEET	
263	2C		F09-1801-04	SHEET	
264	1D		F09-1832-24	SHEET	
265	2D	*	F09-1887-02	SHEET	
266	2C		F12-0775-04	SHIELDING SHEET	
267	3C	*	F19-1431-03	BLIND PLATE	
268	2C		F20-2235-14	INSULATING SHEET	
269	3F	*	F20-2240-14	INSULATING SHEET	
270	2D		F29-0049-05	INSULATING COVER	
△ F1	1G		F52-0004-05	FUSE (5A : MINI BLADE)	
△ F2	2G		F52-0006-05	FUSE (10A : MINI BLADE)	
271	2F	*	G01-3152-14	EXTENSION SPRING	
272	3E	*	G01-3153-14	TORSION COIL SPRING	
273	3E	*	G01-3161-14	TORSION COIL SPRING	
274	3C		G01-3168-04	TORSION COIL SPRING	
275	3C		G01-3169-14	COMPRESSION SPRING	
276	3C		G01-3170-04	TORSION COIL SPRING	
277	2E	*	G11-3512-14	CUSHION	
278	1F	*	G16-1452-14	SHEET	
279	2F	*	G16-1453-14	SHEET	
280	3C		G16-1460-14	SHEET	
281	3D	*	G16-1526-04	SHEET (IC)	
284	3C	*	G11-3601-04	CUSHION	
-		*	H12-2747-03	PACKING FIXTURE	
-			H25-0337-04	PROTECTION BAG (180X300X0.03)	KK1R1
-			H25-0337-04	PROTECTION BAG (180X300X0.03)	M1C1X1
-			H25-1115-04	PROTECTION BAG	E1E2
-			H25-1132-04	PROTECTION BAG (0.3X280X450)	KK1R1
-			H25-1132-04	PROTECTION BAG (0.3X280X450)	M1C1X1
-			H25-1158-04	PROTECTION BAG (220X350X0.03)	E1E2
-		*	H54-3165-03	ITEM CARTON CASE	K
-		*	H54-3166-03	ITEM CARTON CASE	K1
-		*	H54-3167-03	ITEM CARTON CASE	R1
-		*	H54-3168-03	ITEM CARTON CASE	M1
-		*	H54-3169-03	ITEM CARTON CASE	C1
-		*	H54-3170-03	ITEM CARTON CASE	X1
-		*	H54-3171-03	ITEM CARTON CASE	E1
-		*	H54-3172-03	ITEM CARTON CASE	E2
282	2E		J19-5207-23	HOLDER	
283	3E	*	J19-5235-14	HOLDER	
285	1G		J21-9784-04	MOUNTING HARDWARE	M1C1X1
286	3E	*	J21-9916-22	MOUNTING HARDWARE ASSY	
287	1G		J21-9934-03	MOUNTING HARDWARE ASSY	
288	1F	*	J21-9947-14	MOUNTING HARDWARE ASSY	
289	1F	*	J21-9949-14	MOUNTING HARDWARE	
290	1F	*	J21-9984-14	MOUNTING HARDWARE ASSY	
291	1F	*	J21-9986-13	MOUNTING HARDWARE ASSY	
292	1F	*	J21-9987-13	MOUNTING HARDWARE ASSY	
293	3F	*	J90-1053-13	GUIDE	
294	2E	*	J90-1064-13	GUIDE	
FPC1	2C		J84-0150-05	FLEXIBLE PRINTED WIRING BOARD	
Ref. No.	Added	New	Parts No.	Description	Destination
FPC2	2D		J84-0151-05	FLEXIBLE PRINTED WIRING BOARD	
FPC3	2D	*	J84-0158-05	FLEXIBLE PRINTED WIRING BOARD	
295	1C		K24-4013-04	KNOB (OPEN/CLOSE)	
296	3C	*	K24-4168-04	KNOB (ATT)	
297	3C	*	K24-4169-04	KNOB (SRC)	
298	3C	*	K24-4170-04	KNOB (RELEASE)	
299	1D		K25-1520-04	KNOB (VOL.)	
300	1C	*	K25-1647-03	KNOB (SCREEN, FNC)	KK1R1
300	1C	*	K25-1647-03	KNOB (SCREEN, FNC)	M1C1X1
300	1C	*	K25-1647-03	KNOB (SCREEN, FNC)	E1
300	1C	*	K25-1648-03	KNOB (SCREEN, FNC)	E2
301	3C	*	K25-1649-03	KNOB (TI, EJECT)	KK1R1
301	3C	*	K25-1649-03	KNOB (TI, EJECT)	M1C1X1
301	3C	*	K25-1650-03	KNOB (TI, EJECT)	E1
302	3C	*	K29-7093-04	KEY TOP (4WAY)	E2
303	3C	*	K29-7094-04	KEY TOP (SRC CAP)	
304	1G		N99-1558-05	SCREW SET	
305	1G		N99-1723-05	SCREW SET	KK1R1
305	1G		N99-1723-05	SCREW SET	M1C1X1
A	2E	*	N09-6062-15	STEPPED SCREW	
B	3E	*	N09-6063-15	MACHINE SCREW (M2X2.2)	
C	3F	*	N09-6064-15	MACHINE SCREW (M2X3.5)	
D	1F	*	N09-6065-15	MACHINE SCREW (M1.7X2.5)	
E	3F	*	N09-6066-15	STEPPED SCREW	
F	3F	*	N09-6111-15	MACHINE SCREW	
G	3C		N09-6125-05	TAPTITE SCREW (P2X4)	
H	2D	*	N09-6227-15	MACHINE SCREW (M2.6X 3.2NI)	
J	3C	*	N09-6232-05	MACHINE SCREW (M2.0X3.0)	
K	3C		N19-2022-04	FLAT WASHER	
L	2F		N19-2127-14	FLAT WASHER	
M	2F		N29-0206-04	RETAINING RING	
N	3C	*	N80-2005-48	PAN HEAD TAPTITE SCREW	K1M1C1
N	3C	*	N80-2005-48	PAN HEAD TAPTITE SCREW	X1
Q	3C		N80-2008-43	PAN HEAD TAPTITE SCREW	
R	3C		N82-2006-48	BINDING HEAD TAPTITE SCREW	
S	1D		N82-2008-43	BINDING HEAD TAPTITE SCREW	
T	2C	*	N89-2606-48	BINDING HEAD TAPTITE SCREW	
U	3D	*	N89-2610-43	BINDING HEAD TAPTITE SCREW	
306	2C		S79-0845-05	SWITCH ASSY	
309	1G		T90-0512-05	ANTENNA ADAPTOR	E1E2
311	3C	*	W02-3478-05	ELECTRIC CIRCUIT MODULE	K1M1C1
311	3C	*	W02-3478-05	ELECTRIC CIRCUIT MODULE	X1
VME1	2D		X92-5020-02	MECHANISM ASSY (DVS-3042)	
VIDEO CONTROL UNIT (X14-939x-xx)					
C100			CK73GB1H103K	CHIP C	0.010UF K
C101		*	C90-5670-05	ELECTRO	2200UF 16WV
C102			CK73GB1H103K	CHIP C	0.010UF K
C103-105			CK73GB1H104K	CHIP C	0.10UF K
C106,107			CK73GB1C333K	CHIP C	0.033UF K
C108			CK73GB1E223K	CHIP C	0.022UF K

K : KVT-715DVD K1 : KVT-815DVD R1 : KVT-745DVD M1 : KVT-735DVD
C1 : KVT-765DVD X1 : KVT-745DVD E1 : KVT-725DVD E2 : KVT-725DVD-B

△ Indicates safety critical components.

PARTS LIST

* New parts

Parts without **Parts No.** are not supplied.

Les articles non mentionnés dans le **Parts No.** ne sont pas fournis.

Teile ohne **Parts No.** werden nicht geliefert.

VIDEO CONTROL UNIT (X14-939x-xx)

Ref. No.	A d d	N e w	Parts No.	Description	Desti- nation
C109-111 C112 C113 C114 C115,116			CK73GB1H472K CK73FB1C105K CK73GB1H104K CK73EB1E474K CK73GB1H104K	CHIP C 4700PF K CHIP C 1.0UF K CHIP C 0.10UF K CHIP C 0.47UF K CHIP C 0.10UF K	
C117 C118 C119 C120,121 C122			CK73FB1H104K CE32AZ1C221M CK73GB1H104K CK73FB1H104K CK73FB1C105K	CHIP C 0.10UF K CHIP EL 220UF 16WV CHIP C 0.10UF K CHIP C 0.10UF K CHIP C 1.0UF K	
C123,124 C125,126 C127 C128 C129			CK73GB1H472K CK73GB1C104K CK73DF1C106Z CK73EB0J106K CK73GB1C104K	CHIP C 4700PF K CHIP C 0.10UF K CHIP C 10UF Z CHIP C 10UF K CHIP C 0.10UF K	
C130-133 C134 C135 C136 C137			C93-1210-05 CK73GB1H103K CC73GCH1H391J C93-1210-05 CK73DF1E106Z	CHIP C 10UF K CHIP C 0.010UF K CHIP C 390PF J CHIP C 10UF K CHIP C 10UF Z	
C138-140 C141 C142 C143 C144		*	CK73GB1H471K C93-1210-05 CK73GB1H102K CE32AU0J121M CE32AU1A560M	CHIP C 470PF K CHIP C 10UF K CHIP C 1000PF K CHIP EL 120UF 6.3WV CHIP EL 56UF 10WV	
C145 C146 C148,149 C151 C152			CE32AU0G331M CE32AU1A560M CK73GB1C104K CK73DF1C106Z CE32AU1A560M	CHIP EL 330UF 4.0WV CHIP EL 56UF 10WV CHIP C 0.10UF K CHIP C 10UF Z CHIP EL 56UF 10WV	
C153 C154,155 C156 C157 C158			CK73EB0J106K CK73GB1C104K CK73GB1H562K CK73GB1H104K CK73GB1C104K	CHIP C 10UF K CHIP C 0.10UF K CHIP C 5600PF K CHIP C 0.10UF K CHIP C 0.10UF K	
C159,160 C161 C200-202 C203,204 C205			C92-1766-05 CE32AZ1C221M CK73GB1H103K CC73GCH1H220J C92-1359-05	CHIP EL 22UF 12.5WV CHIP EL 220UF 16WV CHIP C 0.010UF K CHIP C 22PF J CHIP-TAN 10UF 16WV	
C206-208 C209 C210,211 C212 C213-216			CK73GB1H103K CK73GB1C104K CK73GB1H103K CK73FB1C105K CK73GB1H103K	CHIP C 0.010UF K CHIP C 0.10UF K CHIP C 0.010UF K CHIP C 1.0UF K CHIP C 0.010UF K	
C217 C300 C301 C302 C302,303			CK73GB1C104K CK73GB1C104K C92-1685-05 CK73GB1C104K CK73GB1C104K	CHIP C 0.10UF K CHIP C 0.10UF K CHIP EL 47UF 6.3WV CHIP C 0.10UF K CHIP C 0.10UF K	KK1R1 M1C1X1
C302,303 C304 C306 C306 C306			CK73GB1C104K CK73EB0J106K CC73GCH1H270J CC73GCH1H270J CC73GCH1H470J	CHIP C 0.10UF K CHIP C 10UF K CHIP C 27PF J CHIP C 27PF J CHIP C 47PF J	E1E2 M1C1X1 E1E2 KK1R1

Ref. No.	A d d	N e w	Parts No.	Description	Desti- nation
C307 C309 C309 C310 C311			CK73GB1C104K CC73GCH1H180J CC73GCH1H180J CC73GCH1H220J CK73GB1C104K	CHIP C 0.10UF K CHIP C 18PF J CHIP C 18PF J CHIP C 22PF J CHIP C 0.10UF K	M1C1X1 E1E2 M1C1X1
C311 C312,313 C314,315 C316 C317			CK73GB1C104K CK73GB0J105K CK73GB1C104K CK73GB0J105K CC73GCH1H180J	CHIP C 0.10UF K CHIP C 1.0UF K CHIP C 0.10UF K CHIP C 1.0UF K CHIP C 18PF J	E1E2 E1E2
C318 C318 C319,320 C321-323 C324			CC73GCH1H270J CC73GCH1H270J CK73GB0J225K CK73GB0J105K CK73GB1H223K	CHIP C 27PF J CHIP C 27PF J CHIP C 2.2UF K CHIP C 1.0UF K CHIP C 0.022UF K	M1C1X1 E1E2
C325 C326 C326 C326,327 C328-330			CK73GB0J475K CK73GB1C104K CK73GB1C104K CK73GB1C104K CK73GB0J105K	CHIP C 4.7UF K CHIP C 0.10UF K CHIP C 0.10UF K CHIP C 0.10UF K CHIP C 1.0UF K	KK1R1 M1C1X1 E1E2 E1E2
C331 C332,333 C332,333 C334 C335,336			CK73GB1C104K CK73GB0J105K CK73GB0J105K CK73GB1C104K CK73GB0J105K	CHIP C 0.10UF K CHIP C 1.0UF K CHIP C 1.0UF K CHIP C 0.10UF K CHIP C 1.0UF K	E1E2 M1C1X1 E1E2 M1C1X1
C335,336 C337 C338 C339 C340			CK73GB0J105K CK73GB1A474K CK73EB0J106K CK73GB1H223K CK73GB0J105K	CHIP C 1.0UF K CHIP C 0.47UF K CHIP C 10UF K CHIP C 0.022UF K CHIP C 1.0UF K	E1E2
C341 C342,343 C344 C345-350 C351			CK73EB0J106K CK73GB0J105K CK73GB1H223K CK73GB0J105K CK73FB1A225K	CHIP C 10UF K CHIP C 1.0UF K CHIP C 0.022UF K CHIP C 1.0UF K CHIP C 2.2UF K	
C352,353 C354,355 C356 C357 C358			CK73GB1H103K CK73FB1A225K CK73GB1C104K CK73EB0J106K CK73GB1C104K	CHIP C 0.010UF K CHIP C 2.2UF K CHIP C 0.10UF K CHIP C 10UF K CHIP C 0.10UF K	
C361 C362 C363 C364 C365			C92-1685-05 CK73GB1C104K CK73EB0J106K CC73GCH1H331J CK73GB0J105K	CHIP EL 47UF 6.3WV CHIP C 0.10UF K CHIP C 10UF K CHIP C 330PF J CHIP C 1.0UF K	
C366,367 C368 C370 C371 C372			CK73GB1C104K CK73GB0J105K CK73GB1H103K CK73GB0J475K CK73GB1H153K	CHIP C 0.10UF K CHIP C 1.0UF K CHIP C 0.010UF K CHIP C 4.7UF K CHIP C 0.015UF K	
C373 C374 C375 C376 C400			CC73GCH1H151J CC73GCH1E102J CC73GCH1H470J CC73GCH1H150J CC73GCH1H070D	CHIP C 150PF J CHIP C 1000PF J CHIP C 47PF J CHIP C 15PF J CHIP C 7.0PF D	M1C1X1

K : KVT-715DVD
C1 : KVT-765DVD

K1 : KVT-815DVD
X1 : KVT-745DVD

R1 : KVT-745DVD
E1 : KVT-725DVD

M1 : KVT-735DVD
E2 : KVT-725DVD-B

△ Indicates safety critical components.

PARTS LIST

* New parts

Parts without **Parts No.** are not supplied.

Les articles non mentionnés dans le **Parts No.** ne sont pas fournis.

Teile ohne **Parts No.** werden nicht geliefert.

VIDEO CONTROL UNIT (X14-939x-xx)

Ref. No.	A d d	N e w	Parts No.	Description	Desti- nation	Ref. No.	A d d	N e w	Parts No.	Description	Desti- nation
C400			CC73GCH1H070D	CHIP C 7.0PF D	E1E2	C750			CK73GB1C104K	CHIP C 0.10UF K	
C400			CC73GCH1H100D	CHIP C 10PF D	KK1R1	C770,771			CK73GB1C104K	CHIP C 0.10UF K	
C401			CC73GCH1H120J	CHIP C 12PF J		C800,801			CC73GCH1H101J	CHIP C 100PF J	
C402			CK73EB0J106K	CHIP C 10UF K		C900,901			CC73GCH1H101J	CHIP C 100PF J	
C403			CK73GB1C104K	CHIP C 0.10UF K		C902			CK73GB0J105K	CHIP C 1.0UF K	
C404			CK73GB0J105K	CHIP C 1.0UF K		C903,904			CC73GCH1H101J	CHIP C 100PF J	
C405-409			CK73GB1C104K	CHIP C 0.10UF K		C906			CC73GCH1H101J	CHIP C 100PF J	
C410			CK73EB0J106K	CHIP C 10UF K		C918			C92-1485-05	CHIP C 22UF 6.3WV	
C411			CK73GB1C104K	CHIP C 0.10UF K		C919-922			CK73GB1H104K	CHIP C 0.10UF K	
C412			CK73GB0J105K	CHIP C 1.0UF K		C925-927			CK73GB1C104K	CHIP C 0.10UF K	
C413-416			CK73GB1C104K	CHIP C 0.10UF K		TC1	*		C05-0516-05	CERAMIC TRIMMER CAPACITOR (10PF)	
C417			CC73GCH1H050C	CHIP C 5.0PF C	M1C1X1	CN501	*		E41-2114-05	FLAT CABLE CONNECTOR	
C417			CC73GCH1H050C	CHIP C 5.0PF C	E1E2	CN770			E40-9409-05	PIN ASSY	
C520,521			CK73EB0J106K	CHIP C 10UF K		CN801	*		E41-2077-05	PIN ASSY	
C522			CK73GB1C104K	CHIP C 0.10UF K		CN850	*		E41-0341-05	FLAT CABLE CONNECTOR	
C540			CK73GB0J105K	CHIP C 1.0UF K		CN900	*		E41-2115-05	FLAT CABLE CONNECTOR	
C541			CC73GCH1H120J	CHIP C 12PF J		CN904	*		E41-2074-05	PIN ASSY	
C542			CC73GCH1H100D	CHIP C 10PF D		J100			E58-0899-05	RECTANGULAR RECEPTACLE	
C561-567			CK73GB1C104K	CHIP C 0.10UF K		P100-103			E23-0746-05	TERMINAL	
C580			CK73GB1C104K	CHIP C 0.10UF K		CF100-105			L72-0780-05	CERAMIC FILTER	
C601-606			CK73GB1C104K	CHIP C 0.10UF K		L100			L19-0733-05	TRANSFORMER FOR CONVERTER	
C607			CK73GB0J105K	CHIP C 1.0UF K		L101-105			L33-1906-05	CHOKE COIL	
C608-614			CK73GB1C104K	CHIP C 0.10UF K		L106,107			L40-1001-78	SMALL FIXED INDUCTOR (10UH)	
C615,616			CK73EB0J106K	CHIP C 10UF K		L200			L92-0319-05	CHIP FERRITE	
C617			CK73GB0J105K	CHIP C 1.0UF K		L300			L40-4705-79	SMALL FIXED INDUCTOR (47UH)	
C618-628			CK73GB1C104K	CHIP C 0.10UF K		L350			L40-1001-78	SMALL FIXED INDUCTOR (10UH)	
C650			CK73GB1C104K	CHIP C 0.10UF K		L400			L40-1001-78	SMALL FIXED INDUCTOR (10UH)	
C651-658			CK73GB0J105K	CHIP C 1.0UF K		L401	*		L41-2205-33	SMALL FIXED INDUCTOR	
C659			C92-1452-05	ELECTRO 100UF 10WV		L402			L40-1001-78	SMALL FIXED INDUCTOR (10UH)	
C660			CK73EB0J106K	CHIP C 10UF K		L540			L40-1001-78	SMALL FIXED INDUCTOR (10UH)	
C661			CK73GB0J105K	CHIP C 1.0UF K		L601			L92-0373-05	CHIP FERRITE	
C662			CK73GB1C104K	CHIP C 0.10UF K		L650			L40-1001-78	SMALL FIXED INDUCTOR (10UH)	
C663			CK73EB0J106K	CHIP C 10UF K		L651			L92-0373-05	CHIP FERRITE	
C664			C92-1452-05	ELECTRO 100UF 10WV		L701,702			L40-1001-78	SMALL FIXED INDUCTOR (10UH)	
C665-668			CK73GB1C104K	CHIP C 0.10UF K		L750,751			L92-0373-05	CHIP FERRITE	
C669			CK73EB0J106K	CHIP C 10UF K		X200	*		L78-0892-05	RESONATOR (19M)	
C670			CK73GB1C104K	CHIP C 0.10UF K		X201			L77-2304-05	CRYSTAL RESONATOR (32.768KHZ)	
C671,672			CK73GB0J105K	CHIP C 1.0UF K		X300			L77-2806-05	CRYSTAL RESONATOR (3.579545MHZ)	
C673			CK73GB1C104K	CHIP C 0.10UF K		X301			L77-2807-05	CRYSTAL RESONATOR (4.433619MHZ)	M1C1X1
C674			CK73GB1H103K	CHIP C 0.010UF K		X301			L77-2807-05	CRYSTAL RESONATOR (4.433619MHZ)	
C675			CK73GB0J105K	CHIP C 1.0UF K		X360			L78-0549-05	RESONATOR (50KHZ)	E1E2
C701			CK73GB1H332K	CHIP C 3300PF K		X540			L77-2866-05	CRYSTAL RESONATOR (27MHZ)	
C702,703			CC73GCH1H681J	CHIP C 680PF J		CP400-407			RK74HB1J330J	CHIP-COM 33 J 1/16W	
C704			CK73GB1C104K	CHIP C 0.10UF K		CP501-505			RK74HB1J330J	CHIP-COM 33 J 1/16W	
C705			CK73DF1C106Z	CHIP C 10UF Z		CP506-510			RK74HB1J103J	CHIP-COM 10K J 1/16W	
C706			CK73EB1A475K	CHIP C 4.7UF K		CP601-604			RK74HB1J472J	CHIP-COM 4.7K J 1/16W	
C707			CC73GCH1H101J	CHIP C 100PF J		CP605			RK74HB1J470J	CHIP-COM 47 J 1/16W	
C708			CK73GB1H332K	CHIP C 3300PF K		CP606-612			RK74HB1J220J	CHIP-COM 22 J 1/16W	
C709,710			CC73GCH1H681J	CHIP C 680PF J		CP613,614			RK74HB1J330J	CHIP-COM 33 J 1/16W	
C711			CK73EB1A475K	CHIP C 4.7UF K		CP615-618			RK74HB1J472J	CHIP-COM 4.7K J 1/16W	
C712			CC73GCH1H101J	CHIP C 100PF J		CP619-625			RK74HB1J220J	CHIP-COM 22 J 1/16W	
C713			CK73DF1C106Z	CHIP C 10UF Z		R100-102			RK73GB2A223J	CHIP R 22K J 1/10W	
C714,715			CK73GB1C104K	CHIP C 0.10UF K		R103			RK73GB2A681J	CHIP R 680 J 1/10W	
C717			CK73EB0J106K	CHIP C 10UF K							
C718			CK73GB1C104K	CHIP C 0.10UF K							

K : KVT-715DVD **K1** : KVT-815DVD **R1** : KVT-745DVD **M1** : KVT-735DVD
C1 : KVT-765DVD **X1** : KVT-745DVD **E1** : KVT-725DVD **E2** : KVT-725DVD-B

△ Indicates safety critical components.

PARTS LIST

* New parts

Parts without **Parts No.** are not supplied.

Les articles non mentionnés dans le **Parts No.** ne sont pas fournis.

Teile ohne **Parts No.** werden nicht geliefert.

VIDEO CONTROL UNIT (X14-939x-xx)

Ref. No.	A d d	N e w	Parts No.	Description	Desti- nation
R104			RK73GB2A223J	CHIP R 22K J 1/10W	
R105			RN73GH1J433D	CHIP R 43K D 1/16W	
R106			RK73GB2A223J	CHIP R 22K J 1/10W	
R107			RK73GB2A103J	CHIP R 10K J 1/10W	
R108			RK73GB2A432J	CHIP R 4.3K J 1/10W	
R109			RK73GB2A472J	CHIP R 4.7K J 1/10W	
R110			RK73GB2A363J	CHIP R 36K J 1/10W	
R111			RK73GB2A473J	CHIP R 47K J 1/10W	
R112			RK73GB2A513J	CHIP R 51K J 1/10W	
R113			RK73GB2A363J	CHIP R 36K J 1/10W	
R114			RK73GB2A104J	CHIP R 100K J 1/10W	
R115		*	R92-3323-05	CHIP R 3.3K J 1/2W	
R116			RK73GB2A912J	CHIP R 9.1K J 1/10W	
R117			RK73GB2A153J	CHIP R 15K J 1/10W	
R118			RK73FB2B123J	CHIP R 12K J 1/8W	
R119			RN73GH1J2552D	CHIP R 25.5K D 1/16W	
R120			RN73GH1J154D	CHIP R 150K D 1/16W	
R121			RK73GB2A473J	CHIP R 47K J 1/10W	
R122,123			RK73GB2A103J	CHIP R 10K J 1/10W	
R124			RK73GB2A822J	CHIP R 8.2K J 1/10W	
R125			RN73GH1J104D	CHIP R 100K D 1/16W	
R126			RN73GH1J2212D	CHIP R 22.1K D 1/16W	
R127			RN73GH1J154D	CHIP R 150K D 1/16W	
R128			RK73EB2E102J	CHIP R 1.0K J 1/4W	
R129			RK73GB2A473J	CHIP R 47K J 1/10W	
R130			RN73GH1J132D	CHIP R 1.3K D 1/16W	
R131-136			RK73GB2A104J	CHIP R 100K J 1/10W	
R137-139			RK73GB2A101J	CHIP R 100 J 1/10W	
R140			RK73GB2A201J	CHIP R 200 J 1/10W	
R143			RK73GB2A100J	CHIP R 10 J 1/10W	
R146			RK73GB2A303J	CHIP R 30K J 1/10W	
R147			RK73GB2A622J	CHIP R 6.2K J 1/10W	
R148			RN73GH1J102D	CHIP R 1.0K D 1/16W	
R149			RN73GH1J622D	CHIP R 6.2K D 1/16W	
R150			RN73GH1J102D	CHIP R 1.0K D 1/16W	
R151			RN73GH1J242D	CHIP R 2.4K D 1/16W	
R152			RN73GH1J102D	CHIP R 1.0K D 1/16W	
R153			RN73GH1J133D	CHIP R 13K D 1/16W	
R154			RK73GH2A202D	CHIP R 2.0K D 1/10W	
R155			RN73GH1J102D	CHIP R 1.0K D 1/16W	
R156			RN73GH1J4021D	CHIP R 4.02K D 1/16W	
R157			RN73GH1J752D	CHIP R 7.5K D 1/16W	
R158			RN73GH1J102D	CHIP R 1.0K D 1/16W	
R159			RN73GH1J622D	CHIP R 6.2K D 1/16W	
R160		*	RK73GH2A203D	CHIP R 20K D 1/10W	
R161			R92-3416-05	CHIP R 0.27 J 1/2W	
R162			RK73GB2A104J	CHIP R 100K J 1/10W	
R163			R92-1252-05	CHIP R 0 OHM J 1/16W	
R201			RK73GB2A103J	CHIP R 10K J 1/10W	KM1E1
R201			RK73GB2A103J	CHIP R 10K J 1/10W	E2
R201,202			RK73GB2A103J	CHIP R 10K J 1/10W	K1R1C1
R201,202			RK73GB2A103J	CHIP R 10K J 1/10W	X1
R203			RK73GB2A103J	CHIP R 10K J 1/10W	K
R203,204			RK73GB2A103J	CHIP R 10K J 1/10W	M1E1C2
R204			RK73GB2A103J	CHIP R 10K J 1/10W	K1R1
R205			RK73GB2A103J	CHIP R 10K J 1/10W	
R205,206			RK73GB2A103J	CHIP R 10K J 1/10W	
R206			RK73GB2A103J	CHIP R 10K J 1/10W	
R207			RK73GB2A103J	CHIP R 10K J 1/10W	
R207			RK73GB2A103J	CHIP R 10K J 1/10W	
R208-211			RK73GB2A104J	CHIP R 100K J 1/10W	
R212			RK73GB2A471J	CHIP R 470 J 1/10W	
R213,214			RK73GB2A103J	CHIP R 10K J 1/10W	
R215			RK73GB2A684J	CHIP R 680K J 1/10W	
R216			RK73GB2A472J	CHIP R 4.7K J 1/10W	
R217			RK73GB2A104J	CHIP R 100K J 1/10W	
R218			RK73GB2A225J	CHIP R 2.2M J 1/10W	
R219			RK73GB2A102J	CHIP R 1.0K J 1/10W	
R222			RK73GB2A104J	CHIP R 100K J 1/10W	
R223			RK73GB2A102J	CHIP R 1.0K J 1/10W	
R224			RK73GB2A104J	CHIP R 100K J 1/10W	
R225-227			RK73GB2A102J	CHIP R 1.0K J 1/10W	
R228-233			RK73GB2A104J	CHIP R 100K J 1/10W	
R234			RK73GB2A123J	CHIP R 12K J 1/10W	
R235			RK73GB2A473J	CHIP R 47K J 1/10W	
R236			RK73GB2A123J	CHIP R 12K J 1/10W	
R237			RK73GB2A104J	CHIP R 100K J 1/10W	
R238			RK73GB2A123J	CHIP R 12K J 1/10W	
R239			RK73GB2A104J	CHIP R 100K J 1/10W	
R240			RK73GB2A123J	CHIP R 12K J 1/10W	
R241			RK73GB2A102J	CHIP R 1.0K J 1/10W	
R242			RK73GB2A104J	CHIP R 100K J 1/10W	
R243			RK73GB2A102J	CHIP R 1.0K J 1/10W	
R244			RK73GB2A473J	CHIP R 47K J 1/10W	
R248-254			RK73GB2A104J	CHIP R 100K J 1/10W	
R256-258			RK73GB2A101J	CHIP R 100 J 1/10W	
R259			RK73GB2A104J	CHIP R 100K J 1/10W	
R300			RK73GB2A471J	CHIP R 470 J 1/10W	
R301			RK73GB2A103J	CHIP R 10K J 1/10W	M1C1X1
R301			RK73GB2A103J	CHIP R 10K J 1/10W	E1E2
R302			RK73GB2A152J	CHIP R 1.5K J 1/10W	
R303			RK73GB2A752J	CHIP R 7.5K J 1/10W	
R304,305			RK73GB2A101J	CHIP R 100 J 1/10W	
R306			RK73GB2A103J	CHIP R 10K J 1/10W	
R307			RK73GB2A332J	CHIP R 3.3K J 1/10W	
R308			RK73GB2A105J	CHIP R 1.0M J 1/10W	
R309-312			RK73GB2A101J	CHIP R 100 J 1/10W	
R313			RK73GB2A473J	CHIP R 47K J 1/10W	
R360,361			RK73GB2A103J	CHIP R 10K J 1/10W	
R362			RK73GB2A272J	CHIP R 2.7K J 1/10W	
R363			RK73GB2A102J	CHIP R 1.0K J 1/10W	
R364			RK73GB2A361J	CHIP R 360 J 1/10W	
R365			RK73GB2A914J	CHIP R 910K J 1/10W	
R366,367			RK73GB2A471J	CHIP R 470 J 1/10W	
R368			RK73GB2A102J	CHIP R 1.0K J 1/10W	
R369			RK73GB2A471J	CHIP R 470 J 1/10W	
R370			RK73GB2A302J	CHIP R 3.0K J 1/10W	
R371			RN73GH1J182D	CHIP R 1.8K D 1/16W	
R372			RN73GH1J391D	CHIP R 390 D 1/16W	
R373			RK73GB2A101J	CHIP R 100 J 1/10W	

K : KVT-715DVD

C1 : KVT-765DVD

K1 : KVT-815DVD

X1 : KVT-745DVD

R1 : KVT-745DVD

E1 : KVT-725DVD

M1 : KVT-735DVD

E2 : KVT-725DVD-B

△ Indicates safety critical components.

PARTS LIST

* New parts

Parts without **Parts No.** are not supplied.

Les articles non mentionnés dans le **Parts No.** ne sont pas fournis.

Teile ohne **Parts No.** werden nicht geliefert.

VIDEO CONTROL UNIT (X14-939x-xx)

Ref. No.	Add	New	Parts No.	Description	Destination	Ref. No.	Add	New	Parts No.	Description	Destination
R374			RK73GB2A471J	CHIP R 470 J 1/10W		R670			RK73GB2A103J	CHIP R 10K J 1/10W	
R375			RK73GB2A101J	CHIP R 100 J 1/10W		R671,672			RK73GB2A104J	CHIP R 100K J 1/10W	
R380-383			RK73GB2A101J	CHIP R 100 J 1/10W		R673			RN73GH1J151D	CHIP R 150 D 1/16W	
R384,385			RK73GB2A471J	CHIP R 470 J 1/10W		R675			RK73GB2A223J	CHIP R 22K J 1/10W	
R386			RK73GB2A102J	CHIP R 1.0K J 1/10W		R676			RK73GB2A333J	CHIP R 33K J 1/10W	
R387			RN73GH1J473D	CHIP R 47K D 1/16W		R677			RK73GB2A102J	CHIP R 1.0K J 1/10W	
R388			RK73GB2A241J	CHIP R 240 J 1/10W		R678			RK73GB2A472J	CHIP R 4.7K J 1/10W	
R389			RK73GB2A272J	CHIP R 2.7K J 1/10W		R701,702			RK73GB2A472J	CHIP R 4.7K J 1/10W	
R400			RK73GB2A103J	CHIP R 10K J 1/10W		R703			RK73GB2A302J	CHIP R 3.0K J 1/10W	
R401			RK73GB2A680J	CHIP R 68 J 1/10W		R704,705			RK73GB2A201J	CHIP R 200 J 1/10W	
R402			RK73GB2A152J	CHIP R 1.5K J 1/10W		R706			RK73GB2A302J	CHIP R 3.0K J 1/10W	
R403			RK73GB2A101J	CHIP R 100 J 1/10W		R707			RK73GB2A471J	CHIP R 470 J 1/10W	
R404			RK73GB2A472J	CHIP R 4.7K J 1/10W		R708			RK73GB2A182J	CHIP R 1.8K J 1/10W	
R405			RK73GB2A272J	CHIP R 2.7K J 1/10W		R709			RK73GB2A100J	CHIP R 10 J 1/10W	
R406			RK73GB2A101J	CHIP R 100 J 1/10W		R710,711			RK73GB2A472J	CHIP R 4.7K J 1/10W	
R407			RK73GB2A272J	CHIP R 2.7K J 1/10W		R712			RK73GB2A302J	CHIP R 3.0K J 1/10W	
R408			RK73GB2A101J	CHIP R 100 J 1/10W		R713,714			RK73GB2A201J	CHIP R 200 J 1/10W	
R409			RK73GB2A272J	CHIP R 2.7K J 1/10W		R715			RK73GB2A302J	CHIP R 3.0K J 1/10W	
R410,411			RK73GB2A104J	CHIP R 100K J 1/10W		R716			RK73GB2A471J	CHIP R 470 J 1/10W	
R412			RK73GB2A102J	CHIP R 1.0K J 1/10W		R717			RK73GB2A182J	CHIP R 1.8K J 1/10W	
R413,414			RK73GB2A472J	CHIP R 4.7K J 1/10W		R718			RK73GB2A100J	CHIP R 10 J 1/10W	
R415-417			RK73GB2A151J	CHIP R 150 J 1/10W		R719			RK73GB2A682J	CHIP R 6.8K J 1/10W	
R501			RK73GB2A330J	CHIP R 33 J 1/10W		R720			RK73GB2A222J	CHIP R 2.2K J 1/10W	
R502			RK73GB2A103J	CHIP R 10K J 1/10W		R721			RK73GB2A392J	CHIP R 3.9K J 1/10W	
R503			RK73GB2A820J	CHIP R 82 J 1/10W		R722			RK73GB2A102J	CHIP R 1.0K J 1/10W	
R504,505			RK73GB2A220J	CHIP R 22 J 1/10W		R751,752			RK73GB2A151J	CHIP R 150 J 1/10W	
R506,507			RK73GB2A820J	CHIP R 82 J 1/10W		R770			RK73GB2A103J	CHIP R 10K J 1/10W	
R508			RK73GB2A330J	CHIP R 33 J 1/10W		R771			RK73GB2A222J	CHIP R 2.2K J 1/10W	
R520			RK73GB2A472J	CHIP R 4.7K J 1/10W		R772-776			RK73GB2A472J	CHIP R 4.7K J 1/10W	
R522-528			RK73GB2A103J	CHIP R 10K J 1/10W		R801-804			RK73EB2E102J	CHIP R 1.0K J 1/4W	
R529,530			RK73GB2A472J	CHIP R 4.7K J 1/10W		R805-810			RK73EB2E101J	CHIP R 100 J 1/4W	
R531,532			RK73GB2A104J	CHIP R 100K J 1/10W		R811-814			RK73GB2A750J	CHIP R 75 J 1/10W	
R540,541			RK73GB2A330J	CHIP R 33 J 1/10W		R850-863			RK73GB2A101J	CHIP R 100 J 1/10W	
R542			RK73GB2A105J	CHIP R 1.0M J 1/10W		R865,866			RK73GB2A101J	CHIP R 100 J 1/10W	
R544			RK73GB2A102J	CHIP R 1.0K J 1/10W		R867			RK73GB2A102J	CHIP R 1.0K J 1/10W	
R586			RK73GB2A152J	CHIP R 1.5K J 1/10W		R900-902			RK73EB2E102J	CHIP R 1.0K J 1/4W	
R587			RK73GB2A332J	CHIP R 3.3K J 1/10W		R903-905			RK73EB2E100J	CHIP R 10 J 1/4W	
R601-603			RK73GB2A472J	CHIP R 4.7K J 1/10W		R909			RK73EB2E101J	CHIP R 100 J 1/4W	
R604			RK73GB2A470J	CHIP R 47 J 1/10W		R911			RK73EB2E101J	CHIP R 100 J 1/4W	
R605-613			RK73GB2A220J	CHIP R 22 J 1/10W		R913			RK73EB2E101J	CHIP R 100 J 1/4W	
R614			RK73GB2A330J	CHIP R 33 J 1/10W		R914			RK73GB2A102J	CHIP R 1.0K J 1/10W	
R615-617			RK73GB2A472J	CHIP R 4.7K J 1/10W		R921			RK73GB2A103J	CHIP R 10K J 1/10W	
R618,619			RK73GB2A220J	CHIP R 22 J 1/10W		R924			RK73GB2A473J	CHIP R 47K J 1/10W	
R620-627			RK73GB2A472J	CHIP R 4.7K J 1/10W		R925			RN73GH1J123D	CHIP R 12K D 1/16W	
R650			RK73GB2A332J	CHIP R 3.3K J 1/10W		R926			RN73GH1J152D	CHIP R 1.5K D 1/16W	
R651-654			RK73GB2A102J	CHIP R 1.0K J 1/10W		R927			RN73GH1J243D	CHIP R 24K D 1/16W	
R655			RK73GB2A750J	CHIP R 75 J 1/10W		R928			RK73GB2A472J	CHIP R 4.7K J 1/10W	
R656			RK73GB2A391J	CHIP R 390 J 1/10W		R929			RK73GB2A102J	CHIP R 1.0K J 1/10W	
R657			RK73GB2A152J	CHIP R 1.5K J 1/10W		R930,931			RK73GB2A101J	CHIP R 100 J 1/10W	K1M1
R658,659			RK73GB2A102J	CHIP R 1.0K J 1/10W		VR1			R32-0244-05	SEMI FIXED VARIABLE RESISTOR (2K)	
R660			RK73GB2A103J	CHIP R 10K J 1/10W		W105-117			R92-1252-05	CHIP R 0 OHM J 1/16W	
R661,662			RK73GB2A472J	CHIP R 4.7K J 1/10W		W164,165			R92-2053-05	CHIP R 0 J 1/8W	
R663,664			RK73GB2A101J	CHIP R 100 J 1/10W		W202			R92-1252-05	CHIP R 0 OHM J 1/16W	
R665-668			RN73GH1J750D	CHIP R 75 D 1/16W		W300-302			R92-1252-05	CHIP R 0 OHM J 1/16W	KK1R1
R669			RN73GH1J151D	CHIP R 150 D 1/16W		W300-302			R92-1252-05	CHIP R 0 OHM J 1/16W	M1C1X1

K : KVT-715DVD **K1** : KVT-815DVD **R1** : KVT-745DVD **M1** : KVT-735DVD
C1 : KVT-765DVD **X1** : KVT-745DVD **E1** : KVT-725DVD **E2** : KVT-725DVD-B

△ Indicates safety critical components.

PARTS LIST

* New parts

Parts without **Parts No.** are not supplied.

Les articles non mentionnés dans le **Parts No.** ne sont pas fournis.

Teile ohne **Parts No.** werden nicht geliefert.

VIDEO CONTROL UNIT (X14-939x-xx)

Ref. No.	A d d	N e w	Parts No.	Description	Desti- nation	Ref. No.	A d d	N e w	Parts No.	Description	Desti- nation
W400			R92-1252-05	CHIP R 0 OHM J 1/16W		D910			DA204U	DIODE	
W408-414			R92-1252-05	CHIP R 0 OHM J 1/16W		D911,912			MA3062WA	ZENER DIODE	
W501			R92-1252-05	CHIP R 0 OHM J 1/16W		D913			DA204U	DIODE	
W520-522			R92-1252-05	CHIP R 0 OHM J 1/16W		D914			MA8062-M	ZENER DIODE	
W560			R92-1252-05	CHIP R 0 OHM J 1/16W		D915			UMZ8.2N	ZENER DIODE	
W580,581			R92-1252-05	CHIP R 0 OHM J 1/16W		D919-921			MA3062WA	ZENER DIODE	
W601			R92-1252-05	CHIP R 0 OHM J 1/16W		D922,923			MA8062-M	ZENER DIODE	
W603,604			R92-1252-05	CHIP R 0 OHM J 1/16W		D924			AVRM1608120M6A	VARISTOR	
W606-609			R92-1252-05	CHIP R 0 OHM J 1/16W		IC100-102			FA7703V	ANALOGUE IC	
W650-652			R92-1252-05	CHIP R 0 OHM J 1/16W		IC103			TA78DL05F	ANALOGUE IC	
W654			R92-1252-05	CHIP R 0 OHM J 1/16W		IC104			PQ1X331M2ZP	ANALOGUE IC	
W658			R92-1252-05	CHIP R 0 OHM J 1/16W		IC105			TC75W56FU	MOS-IC	
W660			R92-1252-05	CHIP R 0 OHM J 1/16W		IC106			TC7SH04FU	MOS-IC	
W701			R92-1252-05	CHIP R 0 OHM J 1/16W		IC107			M5237ML	ANALOGUE IC	
W750			R92-1252-05	CHIP R 0 OHM J 1/16W		IC108			SI-3012KM	ANALOGUE IC	
W754			R92-1252-05	CHIP R 0 OHM J 1/16W		IC200			-	MEMORY IC	
W770			R92-1252-05	CHIP R 0 OHM J 1/16W		IC202,203			LB1836M-TE-L	ANALOGUE IC	
W772-776			R92-1252-05	CHIP R 0 OHM J 1/16W		IC204	*		70F3089YGJ-7R5	MICROCONTROLLER IC	
W850			R92-1252-05	CHIP R 0 OHM J 1/16W		IC205			TC7SH08F	MOS-IC	
W853			R92-1252-05	CHIP R 0 OHM J 1/16W		IC206			TC7W14FU	MOS-IC	
W855			R92-1252-05	CHIP R 0 OHM J 1/16W		IC207			PST9137NR	ANALOGUE IC	
W856			R92-2052-05	CHIP R 0 OHM J 1/10W		IC300			TA78L05F	ANALOGUE IC	
W859-865			R92-1252-05	CHIP R 0 OHM J 1/16W		IC301			TDA4665T	ANALOGUE IC	
W868-870			R92-1252-05	CHIP R 0 OHM J 1/16W		IC301			TDA4665T	ANALOGUE IC	
W872-876			R92-1252-05	CHIP R 0 OHM J 1/16W		IC302			MM1389XFBE	ANALOGUE IC	
W881-888			R92-1252-05	CHIP R 0 OHM J 1/16W		IC303			AN2546FH-AV	ANALOGUE IC	
W906-908			R92-2053-05	CHIP R 0 J 1/8W		IC304			MM1234XFBE	ANALOGUE IC	
W910			R92-2053-05	CHIP R 0 J 1/8W		IC305			NJU7200U30	ANALOGUE IC	
W912			R92-2053-05	CHIP R 0 J 1/8W		IC361			TC7W00FU	MOS-IC	
D100			1SR154-400	DIODE		IC362			NJW1303V	ANALOGUE IC	
D101			RD16S	ZENER DIODE		IC363,364			TC7W34FU	MOS-IC	
D102			RD6.8M(B2)	ZENER DIODE		IC365			TC7WH123FU	MOS-IC	
D104			DAN202U	DIODE		IC400	*		LC74735NW9817E	MOS-IC	
D105			RD6.8M(B2)	ZENER DIODE		IC401	*		MB29LV8T9TN6R2	ROM IC	
D106			DAN202U	DIODE		IC520	*		29LV160ATI7R2	ROM IC	
D107			MA3062-M	ZENER DIODE		IC521			K6F1008V2CYF55	SRAM IC	
D108-111			EC31QS04	DIODE		IC522			TC7SH00FU	MOS-IC	
D113			EC31QS04	DIODE		IC540,541			TC7SHU04FU	MOS-IC	
D114-117			SB05-05CP	DIODE		IC560			MT48LC4M16T75I	DRAM IC	
D118,119			D1F60	DIODE		IC580			TC74VHCT08AFT	MOS-IC	
D300			DAN202U	DIODE		IC601			ES6218SF	MOS-IC	
D301-303			DA204U	DIODE		IC650	*		MM1567AJBE	ANALOGUE IC	
D701			DAP202U	DIODE		IC651			UPC2905T	ANALOGUE IC	
D800-804			MA3062WA	ZENER DIODE		IC652			ADV7170KSU	MOS-IC	
D850-859			AVRM1608120M6A	VARISTOR		IC701			NJM4580V	ANALOGUE IC	
D862			DA204U	DIODE		IC702			TA78L05F	ANALOGUE IC	
D900,901			DA204U	DIODE		IC703			AK4382AVT	ANALOGUE IC	
D902			MA3062WA	ZENER DIODE		IC770			M4A3212VI8TV1	MOS-IC	
D903			DA204U	DIODE		Q100-103			UN5212	DIGITAL TRANSISTOR	
D904,905			MA3062WA	ZENER DIODE		Q104,105			2SD1819A	TRANSISTOR	
D906			DA204U	DIODE		Q106			HAT1038R	FET	
D907			MA8062-M	ZENER DIODE		Q107			2SC4081	TRANSISTOR	
D908			MA3062WA	ZENER DIODE		Q108			DTA124EUA	DIGITAL TRANSISTOR	
D909			AVRM1608120M6A	VARISTOR		Q109,110			HAT1016R	DUAL FET	
						Q111			HAT3008R	DUAL FET	

K : KVT-715DVD

C1 : KVT-765DVD

K1 : KVT-815DVD

X1 : KVT-745DVD

R1 : KVT-745DVD

E1 : KVT-725DVD

M1 : KVT-735DVD

E2 : KVT-725DVD-B

△ Indicates safety critical components.

PARTS LIST

* New parts

Parts without **Parts No.** are not supplied.

Les articles non mentionnés dans le **Parts No.** ne sont pas fournis.

Teile ohne **Parts No.** werden nicht geliefert.

VIDEO CONTROL UNIT (X14-939x-xx)

Ref. No.	A d d	N e w	Parts No.	Description	Desti- nation
Q112			2SB1184	TRANSISTOR	
Q117			DTC323TU	DIGITAL TRANSISTOR	
Q118			2SB1218A	TRANSISTOR	
Q119			UN5212	DIGITAL TRANSISTOR	
Q200			UN5212	DIGITAL TRANSISTOR	
Q201			DTB123YK	DIGITAL TRANSISTOR	
Q202			UN5212	DIGITAL TRANSISTOR	
Q203			DTB123YK	DIGITAL TRANSISTOR	
Q204			UN5212	DIGITAL TRANSISTOR	
Q205			DTB123YK	DIGITAL TRANSISTOR	
Q206			UN5113	DIGITAL TRANSISTOR	
Q207			UN5212	DIGITAL TRANSISTOR	
Q300			2SA1576A	TRANSISTOR	M1C1X1
Q300			2SA1576A	TRANSISTOR	E1E2
Q360			2SC4081	TRANSISTOR	
Q361,362			2SA1576A	TRANSISTOR	
Q400-402			2SA1576A	TRANSISTOR	
Q403			DTC143EUA	DIGITAL TRANSISTOR	M1C1X1
Q403			DTC143EUA	DIGITAL TRANSISTOR	E1E2
Q650			DTA144EUA	DIGITAL TRANSISTOR	
Q651			2SC4081	TRANSISTOR	
Q652			DTC144EUA	DIGITAL TRANSISTOR	
Q701-703			2SC4081	TRANSISTOR	
Q704			DTC114TUA	DIGITAL TRANSISTOR	
Q705-707			DTA114TUA	DIGITAL TRANSISTOR	
Q751			2SC4081	TRANSISTOR	
Q752			2SA1576A	TRANSISTOR	
Q901			2SB1189	TRANSISTOR	
Q902			2SC4081	TRANSISTOR	
Q903			DTC143EUA	DIGITAL TRANSISTOR	
SWITCH UNIT (X16-2250-00)					
CN1			E41-0404-05	FLAT CABLE (19PIN)	
R2			RK73GB2A273J	CHIP R 27K J 1/10W	
R1			RK73GB2A751J	CHIP R 750 J 1/10W	
VR1			R31-0237-05	SEMI FIXED VARIABLE RESISTOR	
S1			S68-0863-05	PUSH SWITCH	
S2,S3			S68-0871-05	PUSH SWITCH	
S4			S68-0863-05	PUSH SWITCH	
PH1			T95-0235-05	PHOTO INTERRUPTER	
SUB CIRCUIT UNIT (X16-2630-xx)					
D100			B30-1658-05	LED (RED,S)	
D207			B30-1564-05	LED (1608,BLUE)	
D209			B30-1565-05	LED (1608,PG)	K1M1C1
D209			B30-1565-05	LED (1608,PG)	X1
D209,210			B30-1565-05	LED (1608,PG)	KR1E1
D209,210			B30-1565-05	LED (1608,PG)	
D211			B30-1566-05	LED (1608,RED)	E2
D211			B30-1566-05	LED (1608,RED)	KR1E1
D212			B30-1565-05	LED (1608,PG)	E2
D213,214			B30-1566-05	LED (1608,RED)	
D215			B30-1565-05	LED (1608,PG)	
D216			B30-1566-05	LED (1608,RED)	
D217			B30-1565-05	LED (1608,PG)	
Ref. No.	A d d	N e w	Parts No.	Description	Desti- nation
D218			B30-1566-05	LED (1608,RED)	
C100,101			CK73GB1C104K	CHIP C 0.10UF K	
C200,201			CC73GCH1H101J	CHIP C 100PF J	
C202			CK73GB1H221K	CHIP C 220PF K	
C203,204			CC73GCH1H101J	CHIP C 100PF J	
C205			CK73FB1A225K	CHIP C 2.2UF K	
C206-209			CC73GCH1H101J	CHIP C 100PF J	
C210			CK73FB1C105K	CHIP C 1.0UF K	K1M1C1
C210			CK73FB1C105K	CHIP C 1.0UF K	X1
C211-214			CC73GCH1H101J	CHIP C 100PF J	
C215			CK73GB1C104K	CHIP C 0.10UF K	K1M1C1
C215			CK73GB1C104K	CHIP C 0.10UF K	X1
C216			CC73GCH1H101J	CHIP C 100PF J	
C218			CK73GB1C104K	CHIP C 0.10UF K	
C219,220			CK73GB1H103K	CHIP C 0.010UF K	
C221			CK73GB1C104K	CHIP C 0.10UF K	K1M1C1
C221			CK73GB1C104K	CHIP C 0.10UF K	X1
CN100		*	E41-2080-05	FLAT CABLE CONNECTOR	
CN200			E41-0456-05	FLAT CABLE CONNECTOR	K1M1C1
CN200			E41-0456-05	FLAT CABLE CONNECTOR	X1
J100			E58-0865-05	RECTANGULAR RECEPTACLE	
J200			E59-0829-05	RECTANGULAR PLUG	
R100			RK73GB2A221J	CHIP R 220 J 1/10W	
R101			RK73EB2E102J	CHIP R 1.0K J 1/4W	
R103-105			RK73EB2E102J	CHIP R 1.0K J 1/4W	
R108			RK73EB2E101J	CHIP R 100 J 1/4W	
R110			RK73EB2E101J	CHIP R 100 J 1/4W	
R200			RK73EB2E101J	CHIP R 100 J 1/4W	
R201			RK73EB2E431J	CHIP R 430 J 1/4W	
R202			RK73EB2E391J	CHIP R 390 J 1/4W	
R203			RK73GB2A104J	CHIP R 100K J 1/10W	
R204			RK73EB2E241J	CHIP R 240 J 1/4W	
R205			RK73EB2E561J	CHIP R 560 J 1/4W	K1M1C1
R205			RK73EB2E561J	CHIP R 560 J 1/4W	X1
R206			RK73EB2E431J	CHIP R 430 J 1/4W	
R207			RK73EB2E561J	CHIP R 560 J 1/4W	K1M1C1
R207			RK73EB2E561J	CHIP R 560 J 1/4W	X1
R208			RK73EB2E101J	CHIP R 100 J 1/4W	
R209			RK73EB2E561J	CHIP R 560 J 1/4W	K1M1C1
R209			RK73EB2E561J	CHIP R 560 J 1/4W	X1
R210			RK73EB2E431J	CHIP R 430 J 1/4W	KR1E1
R210			RK73EB2E431J	CHIP R 430 J 1/4W	E2
R211			RK73GB2A222J	CHIP R 2.2K J 1/10W	
R212			RK73EB2E241J	CHIP R 240 J 1/4W	
R213			RK73EB2E301J	CHIP R 300 J 1/4W	
R214			RK73EB2E431J	CHIP R 430 J 1/4W	KR1E1
R214			RK73EB2E431J	CHIP R 430 J 1/4W	E2
R215			RK73GB2A332J	CHIP R 3.3K J 1/10W	
R216			RK73EB2E431J	CHIP R 430 J 1/4W	
R217			RK73GB2A562J	CHIP R 5.6K J 1/10W	
R218-220			RK73GB2A101J	CHIP R 100 J 1/10W	K1M1C1
R218-220			RK73GB2A101J	CHIP R 100 J 1/10W	X1
R221			RK73GB2A103J	CHIP R 10K J 1/10W	

K : KVT-715DVD K1 : KVT-815DVD R1 : KVT-745DVD M1 : KVT-735DVD
C1 : KVT-765DVD X1 : KVT-745DVD E1 : KVT-725DVD E2 : KVT-725DVD-B

△ Indicates safety critical components.

PARTS LIST

* New parts

Parts without **Parts No.** are not supplied.

Les articles non mentionnés dans le **Parts No.** ne sont pas fournis.

Teile ohne **Parts No.** werden nicht geliefert.

SUB CIRCUIT UNIT (X16-2630-xx)

Ref. No.	A d d	N e w	Parts No.	Description	Desti- nation
R222			RK73GB2A273J	CHIP R 27K J 1/10W	
R223			RK73EB2E101J	CHIP R 100 J 1/4W	
R224			RK73EB2E181J	CHIP R 180 J 1/4W	
W100			R92-2053-05	CHIP R 0 J 1/8W	
S200			S70-0860-05	TACT SWITCH	
S201			S70-0884-05	TACT SWITCH	
S202,203			S70-0860-05	TACT SWITCH	
S204			S70-0874-05	TACT SWITCH	
S206			S70-0826-05	TACT SWITCH	
D200			AVRM1608120M6A	VARISTOR	
D201-203			DA204U	DIODE	
D204			MA8062-M	ZENER DIODE	
D205			DAN202U	DIODE	
IC200			RS-181	ANALOGUE IC	
Q100			UN5212	DIGITAL TRANSISTOR	
Q200-202			UN5112	DIGITAL TRANSISTOR	K1M1C1
Q200-202			UN5112	DIGITAL TRANSISTOR	X1
Q203,204			UN5214	DIGITAL TRANSISTOR	KR1E1
Q203,204			UN5214	DIGITAL TRANSISTOR	E2
ELECTRIC UNIT (X34-315x-xx)					
C1			CK73GB1E473K	CHIP C 0.047UF K	
C2			CD04AS1C100M	ELECTRO 10UF 16WV	
C3			C90-5619-05	ELECTRO 220UF 16WV	
C4			C90-5572-05	ELECTRO 100UF 10WV	
C5		*	C90-5699-05	ELECTRO 0.047UF 5.5V	
C6			CK73FB1C105K	CHIP C 1.0UF K	
C7			CD04AY1A221M	ELECTRO 220UF 10WV	
C8,9			CK73EB1C225K	CHIP C 2.2UF K	
C10			CK73FB1A105K	CHIP C 1.0UF K	
C11			CD04AY1A221M	ELECTRO 220UF 10WV	
C12			CK73EB1C225K	CHIP C 2.2UF K	
C13			C90-2982-05	ELECTRO 100UF 16WV	
C14			CD04BA1E4R7M	ELECTRO 4.7UF 25WV	
C15			CK73EB1C225K	CHIP C 2.2UF K	
C16		*	CD04BA1C220M	ELECTRO 22UF 16WV	
C17			CK73GB1E223K	CHIP C 0.022UF K	
C18			CK73GB1H103K	CHIP C 0.010UF K	
C19,20			CD04BA1E4R7M	ELECTRO 4.7UF 25WV	
C21,22			CK73GB1H103K	CHIP C 0.010UF K	
C23		*	C90-5612-05	ELECTRO 3900UF 16WV	
C24			CK73FB1C105K	CHIP C 1.0UF K	
C25			CK73GB1C104K	CHIP C 0.10UF K	
C26			CK73FB1C105K	CHIP C 1.0UF K	
C27			CD04AS1H3R3M	ELECTRO 3.3UF 50WV	
C28,29			CK73GB1H103K	CHIP C 0.010UF K	
C100			CK73GB1H104K	CHIP C 0.10UF K	
C101			CK73GB1H103K	CHIP C 0.010UF K	
C102			CK73GB1H104K	CHIP C 0.10UF K	
C104			CK73GB1H103K	CHIP C 0.010UF K	
C105			CD04AT0J331M	ELECTRO 330UF 6.3WV	
C106,107			CC73GCH1H100D	CHIP C 10PF D	
C108-110			CK73GB1H103K	CHIP C 0.010UF K	
C111			CK73GB1A105K	CHIP C 1.0UF K	
C200,201			CC73GCH1H100D	CHIP C 10PF D	KK1R1
C200,201			CC73GCH1H100D	CHIP C 10PF D	M1E1E2

Ref. No.	A d d	N e w	Parts No.	Description	Desti- nation
C202-205			C92-1427-05	ELECTRO 100UF 16WV	
C211			CC73GCH1H331J	CHIP C 330PF J	KK1R1
C211			CC73GCH1H331J	CHIP C 330PF J	M1E1E2
C212			CD04AS1C100M	ELECTRO 10UF 16WV	KK1R1
C212			CD04AS1C100M	ELECTRO 10UF 16WV	M1E1E2
C213-216			CK73GB1H103K	CHIP C 0.010UF K	
C217			CD04AS1C100M	ELECTRO 10UF 16WV	KK1R1
C217			CD04AS1C100M	ELECTRO 10UF 16WV	M1E1E2
C218			CK73GB1H103K	CHIP C 0.010UF K	KK1R1
C218			CK73GB1H103K	CHIP C 0.010UF K	M1E1E2
C250,251			C94-0026-05	ELECTRO 1UF 50WV	
C252			CK73GB1A105K	CHIP C 1.0UF K	
C253			CK73GB1A474K	CHIP C 0.47UF K	
C254-257			C90-5620-05	ELECTRO 0.47UF 50WV	
C258		*	CD04BA1C220M	ELECTRO 22UF 16WV	
C300			CK73FB1C334K	CHIP C 0.33UF K	
C301			CK73GB1A334K	CHIP C 0.33UF K	
C302			CK73FB1C334K	CHIP C 0.33UF K	
C303			CK73GB1A334K	CHIP C 0.33UF K	
C304			CK73FB1C334K	CHIP C 0.33UF K	
C305			CK73GB1A334K	CHIP C 0.33UF K	
C306			CK73FB1C334K	CHIP C 0.33UF K	
C307			CK73GB1A334K	CHIP C 0.33UF K	
C308,309			CK73GB1C104K	CHIP C 0.10UF K	
C310			CD04AS1C470M	ELECTRO 47UF 16WV	
C311			CK73GB1C104K	CHIP C 0.10UF K	
C312			CD04AS1H010M	ELECTRO 1UF 50WV	
C313-315			CK73GB1C104K	CHIP C 0.10UF K	
C316			CK73GB1H103K	CHIP C 0.010UF K	
C317			CC73GCH1H221J	CHIP C 220PF J	
C318			CK73GB1A474K	CHIP C 0.47UF K	
C319			CK73FB1C105K	CHIP C 1.0UF K	
C320			C92-0025-05	CHIP-ELE 3.3UF 50WV	
C321			CD04AS1C470M	ELECTRO 47UF 16WV	
C322			CK73GB1H103K	CHIP C 0.010UF K	
C323			C92-0025-05	CHIP-ELE 3.3UF 50WV	
C324-331			CK73FB1C105K	CHIP C 1.0UF K	
C332,333			CK73FB1A225K	CHIP C 2.2UF K	
C334			C92-1409-05	CHIP-ELE 2.2UF 50WV	
C335,336			CK73FB1C105K	CHIP C 1.0UF K	
C339,340			CK73FB1C105K	CHIP C 1.0UF K	
C350,351		*	CD04AS1H4R7M	ELECTRO 4.7UF 50WV	
C352			CD04AS0J101M	ELECTRO 100UF 6.3WV	
C353			CK73GB1H103K	CHIP C 0.010UF K	
C354			CD04AS1C220M	ELECTRO 22UF 16WV	
C355			CD04AS1C100M	ELECTRO 10UF 16WV	
C400			CD04AS0J470M	ELECTRO 47UF 6.3WV	
C401,402			CD04AS1H2R2M	ELECTRO 2.2UF 50WV	
C450,451			C92-0687-05	ELECTRO 2.2UF 50WV	
C452			C92-0674-05	ELECTRO 47UF 16WV	
C453			CD04AS1C100M	ELECTRO 10UF 16WV	
C454			C92-1429-05	ELECTRO 220UF 6.3WV	
C455			CK73GB1C104K	CHIP C 0.10UF K	
C456			C92-1429-05	ELECTRO 220UF 6.3WV	
C457			CK73GB1C104K	CHIP C 0.10UF K	

K : KVT-715DVD

C1 : KVT-765DVD

K1 : KVT-815DVD

X1 : KVT-745DVD

R1 : KVT-745DVD

E1 : KVT-725DVD

M1 : KVT-735DVD

E2 : KVT-725DVD-B

△ Indicates safety critical components.

PARTS LIST

* New parts

Parts without **Parts No.** are not supplied.

Les articles non mentionnés dans le **Parts No.** ne sont pas fournis.

Teile ohne **Parts No.** werden nicht geliefert.

ELECTRIC UNIT (X34-315x-xx)

Ref. No.	A d d	N e w	Parts No.	Description	Desti- nation	Ref. No.	A d d	N e w	Parts No.	Description	Desti- nation
C458			CK73GB1H103K	CHIP C 0.010UF K		C640			CD04AS1C100M	ELECTRO 10UF 16WV	
C459			C92-1429-05	ELECTRO 220UF 6.3WV		C641			CK73GB1H103K	CHIP C 0.010UF K	
C460			CK73GB1C104K	CHIP C 0.10UF K		C642			C94-0040-05	ELECTRO 22UF 16WV	
C461			C92-1428-05	ELECTRO 330UF 6.3WV		C643,644			CK73GB1H103K	CHIP C 0.010UF K	
C462			CK73GB1C104K	CHIP C 0.10UF K		C900			CK73EB1C225K	CHIP C 2.2UF K	
C463			CK73GB1H103K	CHIP C 0.010UF K		C902			CK73GB1E223K	CHIP C 0.022UF K	M1E1E2
C464,465			CK73GB1C104K	CHIP C 0.10UF K		C904			CC73GCH1H060D	CHIP C 6.0PF D	M1E1E2
C500		*	CD04AS1H4R7M	ELECTRO 4.7UF 50WV		C905			CK73GB1H222K	CHIP C 2200PF K	M1E1E2
C501			CD04AS0J470M	ELECTRO 47UF 6.3WV		C906			CK73GB1H102K	CHIP C 1000PF K	M1E1E2
C502		*	CD04AS1H4R7M	ELECTRO 4.7UF 50WV		C907			CC73GCH1H820J	CHIP C 82PF J	M1E1E2
C503			CK73GB1H103K	CHIP C 0.010UF K		C908			CK73GB1H152K	CHIP C 1500PF K	M1E1E2
C504			CD04AS1C220M	ELECTRO 22UF 16WV		C909			CK73GB1H682K	CHIP C 6800PF K	M1E1E2
C505			CD04AS1C100M	ELECTRO 10UF 16WV		C910			CC73GCH1H471J	CHIP C 470PF J	M1E1E2
C506-508			CK73GB1C104K	CHIP C 0.10UF K	E1E2	C911			CC73GCH1H121J	CHIP C 120PF J	M1E1E2
C509			CD04AS0J470M	ELECTRO 47UF 6.3WV	E1E2	C912			CC73GCH1H102J	CHIP C 1000PF J	M1E1E2
C510			CK73GB1H103K	CHIP C 0.010UF K	E1E2	C913			CK73GB1H221K	CHIP C 220PF K	M1E1E2
C511-513			CK73GB1C104K	CHIP C 0.10UF K	E1E2	C914			CC73GCH1H180J	CHIP C 18PF J	M1E1E2
C550			CK73GB1H103K	CHIP C 0.010UF K		C915			CC73GCH1H102J	CHIP C 1000PF J	M1E1E2
C551			CK73GB1A105K	CHIP C 1.0UF K		C916			CK73GB1H221K	CHIP C 220PF K	M1E1E2
C552			CK73GB1H103K	CHIP C 0.010UF K		C954			CK73GB1H103K	CHIP C 0.010UF K	
C553			CD04AS0J470M	ELECTRO 47UF 6.3WV		C960			CK73GB1H103K	CHIP C 0.010UF K	
C554			CK73GB0J225K	CHIP C 2.2UF K		CN4,5			E40-9423-05	SOCKET FOR PIN ASSY	
C555			CD04AS1C100M	ELECTRO 10UF 16WV		CN100			E40-9706-05	PIN ASSY	
C556			CK73GB0J225K	CHIP C 2.2UF K		CN200,201			E40-9421-05	PIN ASSY	
C558,559			CK73GB1A105K	CHIP C 1.0UF K		CN600		*	E41-0935-05	PIN ASSY	
C560			CK73GB1H104K	CHIP C 0.10UF K		CN601		*	E41-0934-05	PIN ASSY	
C561			CK73GB0J225K	CHIP C 2.2UF K		CN603		*	E41-0934-05	PIN ASSY	
C562			CK73GB1H103K	CHIP C 0.010UF K		CN900			E40-9449-05	PIN ASSY	
C566			CK73GB1H103K	CHIP C 0.010UF K		J1			E58-0863-15	RECTANGULAR RECEPTACLE	
C569			CK73GB1H103K	CHIP C 0.010UF K		J350			E56-0825-05	CYLINDRICAL RECEPTACLE	
C570			CK73GB1H561K	CHIP C 560PF K		J400			E56-0843-05	CYLINDRICAL RECEPTACLE	
C571			CK73GB0J105K	CHIP C 1.0UF K		J500			E58-0900-05	RECTANGULAR RECEPTACLE	
C572			CK73GB1H561K	CHIP C 560PF K		J501			E58-0963-05	RECTANGULAR RECEPTACLE	
C574			CK73GB1H103K	CHIP C 0.010UF K		P1			E23-0745-05	TERMINAL	
C600-605			CD04AS1C220M	ELECTRO 22UF 16WV		W200		*	E30-6302-05	CORD WITH PLUG	
C606		*	C90-5569-05	ELECTRO 470UF 6.3WV		WH1		*	E39-0645-05	WIRING HARNESS	
C607			CD04AS1C100M	ELECTRO 10UF 16WV		L1		*	L41-2205-33	SMALL FIXED INDUCTOR	
C609,610			CK73GB1H222K	CHIP C 2200PF K		L2			L33-1102-05	CHOKE COIL	
C611			CD04AS1C100M	ELECTRO 10UF 16WV		L100			L41-1005-33	SMALL FIXED INDUCTOR	
C612		*	CD04AS1H4R7M	ELECTRO 4.7UF 50WV		L101			L92-0330-05	CHIP FERRITE	
C613			CK73GB1H103K	CHIP C 0.010UF K		L200-203			L41-4795-33	SMALL FIXED INDUCTOR	
C614		*	CD04AS1H4R7M	ELECTRO 4.7UF 50WV		L204			L33-1123-05	LINE FILTER COIL	
C615			CD04AS1C220M	ELECTRO 22UF 16WV		L205			L41-4795-33	SMALL FIXED INDUCTOR	KK1R1
C616			CD04AS1A470M	ELECTRO 47UF 10WV		L205			L41-4795-33	SMALL FIXED INDUCTOR	M1E1E2
C622,623			CD04AS1C100M	ELECTRO 10UF 16WV		L300			L41-4795-33	SMALL FIXED INDUCTOR	
C624			C94-0040-05	ELECTRO 22UF 16WV		L500		*	L41-1005-33	SMALL FIXED INDUCTOR	E1E2
C625			CK73GB1H103K	CHIP C 0.010UF K		L551		*	L41-1005-33	SMALL FIXED INDUCTOR	
C626			CD04AS1C100M	ELECTRO 10UF 16WV		X100		*	L77-2871-05	CRYSTAL RESONATOR (18.874MHZ)	
C627-629			CK73GB1H103K	CHIP C 0.010UF K		X200			L77-2002-05	CRYSTAL RESONATOR	KK1R1
C630			CD04AS1C100M	ELECTRO 10UF 16WV		X200			L77-2002-05	CRYSTAL RESONATOR	M1E1E2
C631-635			CK73GB1H103K	CHIP C 0.010UF K					N35-3006-48	BINDING HEAD MACHINE SCREW	
C636			CD04AS1C100M	ELECTRO 10UF 16WV		R1			RK73GB2A101J	CHIP R 100 J 1/10W	
C637			CK73GB1H103K	CHIP C 0.010UF K		R2			RK73GB2A223J	CHIP R 22K J 1/10W	
C638			CD04AS1C100M	ELECTRO 10UF 16WV							
C639			CK73GB1H103K	CHIP C 0.010UF K							

K : KVT-715DVD **K1** : KVT-815DVD **R1** : KVT-745DVD **M1** : KVT-735DVD
C1 : KVT-765DVD **X1** : KVT-745DVD **E1** : KVT-725DVD **E2** : KVT-725DVD-B

△ Indicates safety critical components.

PARTS LIST

* New parts

Parts without **Parts No.** are not supplied.

Les articles non mentionnés dans le **Parts No.** ne sont pas fournis.

Teile ohne **Parts No.** werden nicht geliefert.

ELECTRIC UNIT (X34-315x-xx)

Ref. No.	A d d	N e w	Parts No.	Description	Desti- nation
R3			RK73GB2A222J	CHIP R 2.2K J 1/10W	
R4			RK73GB2A223J	CHIP R 22K J 1/10W	
R5			RK73FB2B221J	CHIP R 220 J 1/8W	
R6			RK73GB2A153J	CHIP R 15K J 1/10W	
R7			RN73GH1J243D	CHIP R 24K D 1/16W	
R8		*	RN73GH1J432D	CHIP R 4.3K D 1/16W	
R15			RK73FB2B221J	CHIP R 220 J 1/8W	
R16			RK73GB2A153J	CHIP R 15K J 1/10W	
R17			RN73GH1J153D	CHIP R 15K D 1/16W	
R18			RN73GH1J512D	CHIP R 5.1K D 1/16W	
R19			RK73FB2B102J	CHIP R 1.0K J 1/8W	
R20			RK73GB2A104J	CHIP R 100K J 1/10W	
R21			RK73GB2A272J	CHIP R 2.7K J 1/10W	
R22			RK73GB2A470J	CHIP R 47 J 1/10W	
R23			RK73GB2A752J	CHIP R 7.5K J 1/10W	
R24			RK73GB2A274J	CHIP R 270K J 1/10W	
R25			RK73GB2A563J	CHIP R 56K J 1/10W	
R26			RK73GB2A470J	CHIP R 47 J 1/10W	
R27			RK73GB2A103J	CHIP R 10K J 1/10W	
R28,29			RK73GB2A913J	CHIP R 91K J 1/10W	
R30			RK73EB2E102J	CHIP R 1.0K J 1/4W	
R31			RK73EB2E103J	CHIP R 10K J 1/4W	
R32			RK73EB2E472J	CHIP R 4.7K J 1/4W	
R33			RK73GB2A104J	CHIP R 100K J 1/10W	
R34,35			R92-0365-05	CHIP R 1.0K J 1/2W	
R36			RK73GB2A223J	CHIP R 22K J 1/10W	
R37,38			RK73FB2B472J	CHIP R 4.7K J 1/8W	
R39			R92-0366-05	CHIP R 560 J 1W	KK1R1
R39			R92-0366-05	CHIP R 560 J 1W	M1C1X1
R40			RK73GB2A223J	CHIP R 22K J 1/10W	KK1R1
R40			RK73GB2A223J	CHIP R 22K J 1/10W	M1C1X1
R41			RK73GB2A103J	CHIP R 10K J 1/10W	
R42			RK73GB2A223J	CHIP R 22K J 1/10W	
R43			RK73GB2A104J	CHIP R 100K J 1/10W	
R44			RK73GB2A223J	CHIP R 22K J 1/10W	
R45			RK73FB2B561J	CHIP R 560 J 1/8W	
R46			RK73GB2A473J	CHIP R 47K J 1/10W	
R47			RK73GB2A102J	CHIP R 1.0K J 1/10W	
R50			RK73GB2A104J	CHIP R 100K J 1/10W	
R100			RK73GB2A104J	CHIP R 100K J 1/10W	
R101,102			RK73GB2A103J	CHIP R 10K J 1/10W	
R103-106			RK73GB2A104J	CHIP R 100K J 1/10W	
R107-109			RK73GB2A101J	CHIP R 100 J 1/10W	
R110			RK73GB2A104J	CHIP R 100K J 1/10W	
R112-114			RK73GB2A101J	CHIP R 100 J 1/10W	
R115,116			RK73GB2A104J	CHIP R 100K J 1/10W	
R117			RK73GB2A101J	CHIP R 100 J 1/10W	
R118			RK73GB2A472J	CHIP R 4.7K J 1/10W	
R119			RK73GB2A101J	CHIP R 100 J 1/10W	
R120			RK73GB2A472J	CHIP R 4.7K J 1/10W	
R123			RK73GB2A473J	CHIP R 47K J 1/10W	
R125			RK73GB2A223J	CHIP R 22K J 1/10W	
R126			RK73GB2A102J	CHIP R 1.0K J 1/10W	
R127			RK73GB2A103J	CHIP R 10K J 1/10W	
R128			RK73GB2A101J	CHIP R 100 J 1/10W	

Ref. No.	A d d	N e w	Parts No.	Description	Desti- nation
R129			RK73GB2A103J	CHIP R 10K J 1/10W	
R130			RK73GB2A101J	CHIP R 100 J 1/10W	
R131			RK73GB2A103J	CHIP R 10K J 1/10W	
R132			RK73GB2A101J	CHIP R 100 J 1/10W	
R133			RK73GB2A222J	CHIP R 2.2K J 1/10W	M1E1E2
R134,135			RK73GB2A104J	CHIP R 100K J 1/10W	
R136			RK73GB2A101J	CHIP R 100 J 1/10W	
R137-143			RK73GB2A104J	CHIP R 100K J 1/10W	
R144			RK73GB2A223J	CHIP R 22K J 1/10W	
R145,146			RK73GB2A104J	CHIP R 100K J 1/10W	
R147			RK73GB2A101J	CHIP R 100 J 1/10W	
R149			RK73GB2A103J	CHIP R 10K J 1/10W	
R150			RK73GB2A104J	CHIP R 100K J 1/10W	
R155			RK73GB2A103J	CHIP R 10K J 1/10W	K1R1C1
R155			RK73GB2A103J	CHIP R 10K J 1/10W	X1
R156,157			RK73GB2A103J	CHIP R 10K J 1/10W	KM1E1
R156,157			RK73GB2A103J	CHIP R 10K J 1/10W	E2
R157			RK73GB2A103J	CHIP R 10K J 1/10W	K1R1C1
R157			RK73GB2A103J	CHIP R 10K J 1/10W	X1
R159			RK73GB2A103J	CHIP R 10K J 1/10W	K1R1M1
R159			RK73GB2A103J	CHIP R 10K J 1/10W	E1E2
R160,161			RK73GB2A103J	CHIP R 10K J 1/10W	KC1X1
R161			RK73GB2A103J	CHIP R 10K J 1/10W	K1R1M1
R161			RK73GB2A103J	CHIP R 10K J 1/10W	E1E2
R163			RK73GB2A103J	CHIP R 10K J 1/10W	KR1M1
R163			RK73GB2A103J	CHIP R 10K J 1/10W	X1
R164			RK73GB2A103J	CHIP R 10K J 1/10W	K1C1E1
R164			RK73GB2A103J	CHIP R 10K J 1/10W	E2
R200			RK73GB2A223J	CHIP R 22K J 1/10W	KK1R1
R201			RK73GB2A222J	CHIP R 2.2K J 1/10W	KK1R1
R201			RK73GB2A222J	CHIP R 2.2K J 1/10W	M1E1E2
R202,203			RK73GB2A102J	CHIP R 1.0K J 1/10W	
R204,205			RK73GB2A222J	CHIP R 2.2K J 1/10W	KK1R1
R204,205			RK73GB2A222J	CHIP R 2.2K J 1/10W	M1E1E2
R254			RK73GB2A473J	CHIP R 47K J 1/10W	
R255			RK73GB2A331J	CHIP R 330 J 1/10W	
R256			RK73GB2A154J	CHIP R 150K J 1/10W	
R257			RK73GB2A222J	CHIP R 2.2K J 1/10W	
R258			RK73GB2A100J	CHIP R 10 J 1/10W	
R259			RK73GB2A362J	CHIP R 3.6K J 1/10W	
R300,301			RK73GB2A472J	CHIP R 4.7K J 1/10W	M1E1E2
R301			RK73GB2A472J	CHIP R 4.7K J 1/10W	KK1R1
R301			RK73GB2A472J	CHIP R 4.7K J 1/10W	C1X1
R302			RK73GB2A473J	CHIP R 47K J 1/10W	
R303			RK73GB2A272J	CHIP R 2.7K J 1/10W	
R304			RK73GB2A103J	CHIP R 10K J 1/10W	
R305			RK73GB2A222J	CHIP R 2.2K J 1/10W	KK1R1
R305			RK73GB2A222J	CHIP R 2.2K J 1/10W	C1X1
R305,306			RK73GB2A222J	CHIP R 2.2K J 1/10W	M1E1E2
R359,360			RK73EB2E100J	CHIP R 10 J 1/4W	
R361			RK73EB2E4R7J	CHIP R 4.7 J 1/4W	
R362			RK73EB2E472J	CHIP R 4.7K J 1/4W	
R363			RK73EB2E101J	CHIP R 100 J 1/4W	
R364-367			RK73EB2E472J	CHIP R 4.7K J 1/4W	
R368,369			RK73EB2E101J	CHIP R 100 J 1/4W	

K : KVT-715DVD
C1 : KVT-765DVD

K1 : KVT-815DVD
X1 : KVT-745DVD

R1 : KVT-745DVD
E1 : KVT-725DVD

M1 : KVT-735DVD
E2 : KVT-725DVD-B

△ Indicates safety critical components.

PARTS LIST

* New parts

Parts without **Parts No.** are not supplied.

Les articles non mentionnés dans le **Parts No.** ne sont pas fournis.

Teile ohne **Parts No.** werden nicht geliefert.

ELECTRIC UNIT (X34-315x-xx)

Ref. No.	A d d	N e w	Parts No.	Description	Desti- nation	Ref. No.	A d d	N e w	Parts No.	Description	Desti- nation
R400			RK73EB2E102J	CHIP R 1.0K J 1/4W		R644			RK73FB2B223J	CHIP R 22K J 1/8W	
R401-404			RK73GB2A750J	CHIP R 75 J 1/10W		R645			RK73FB2B103J	CHIP R 10K J 1/8W	
R405,406			RK73EB2E102J	CHIP R 1.0K J 1/4W		R646			RK73FB2B223J	CHIP R 22K J 1/8W	
R407			RK73EB2E4R7J	CHIP R 4.7 J 1/4W		R647			RK73FB2B103J	CHIP R 10K J 1/8W	
R408,409			RK73EB2E100J	CHIP R 10 J 1/4W		R648			RK73FB2B820J	CHIP R 82 J 1/8W	
R452,453			RK73EB2E150J	CHIP R 15 J 1/4W		R651			RK73FB2B820J	CHIP R 82 J 1/8W	
R454			RK73EB2E4R7J	CHIP R 4.7 J 1/4W		R652			RK73FB2B223J	CHIP R 22K J 1/8W	
R455			RK73GB2A750J	CHIP R 75 J 1/10W		R653			RK73FB2B103J	CHIP R 10K J 1/8W	
R456,457			RK73EB2E750J	CHIP R 75 J 1/4W		R900			RK73GB2A222J	CHIP R 2.2K J 1/10W	
R458			RK73EB2E101J	CHIP R 100 J 1/4W		R901			RK73GB2A332J	CHIP R 3.3K J 1/10W	
R459			RK73EB2E102J	CHIP R 1.0K J 1/4W		R902			RK73GB2A272J	CHIP R 2.7K J 1/10W	
R460			RK73EB2E750J	CHIP R 75 J 1/4W		R903			RK73GB2A123J	CHIP R 12K J 1/10W	
R461,462			RK73EB2E102J	CHIP R 1.0K J 1/4W		R904			RK73GB2A823J	CHIP R 82K J 1/10W	M1E1E2
R463			RK73EB2E101J	CHIP R 100 J 1/4W		R905,906			RK73GB2A103J	CHIP R 10K J 1/10W	M1E1E2
R464,465			RK73EB2E102J	CHIP R 1.0K J 1/4W		R907			RK73GB2A104J	CHIP R 100K J 1/10W	M1E1E2
R466			RK73EB2E750J	CHIP R 75 J 1/4W		R908			RK73GB2A103J	CHIP R 10K J 1/10W	M1E1E2
R467,468			RK73EB2E102J	CHIP R 1.0K J 1/4W		R909			RK73GB2A153J	CHIP R 15K J 1/10W	M1E1E2
R470			RK73GB2A103J	CHIP R 10K J 1/10W		R910			RK73GB2A103J	CHIP R 10K J 1/10W	M1E1E2
R500			RK73EB2E100J	CHIP R 10 J 1/4W		R911			RK73GB2A562J	CHIP R 5.6K J 1/10W	M1E1E2
R501			RK73EB2E4R7J	CHIP R 4.7 J 1/4W		R912,913			RK73GB2A103J	CHIP R 10K J 1/10W	M1E1E2
R502			RK73EB2E100J	CHIP R 10 J 1/4W		R914			RK73GB2A333J	CHIP R 33K J 1/10W	M1E1E2
R503,504			RK73EB2E102J	CHIP R 1.0K J 1/4W		R915			RK73GB2A103J	CHIP R 10K J 1/10W	M1E1E2
R505-507			RK73EB2E101J	CHIP R 100 J 1/4W		R916			RK73GB2A272J	CHIP R 2.7K J 1/10W	M1E1E2
R508,509			RK73EB2E102J	CHIP R 1.0K J 1/4W		R917			RK73GB2A222J	CHIP R 2.2K J 1/10W	M1E1E2
R510-513			RK73GB2A750J	CHIP R 75 J 1/10W		R918,919			RK73GB2A472J	CHIP R 4.7K J 1/10W	
R550-553			RK73GB2A103J	CHIP R 10K J 1/10W		R920			RK73GB2A103J	CHIP R 10K J 1/10W	
R562			RK73GB2A561J	CHIP R 560 J 1/10W		W1			R92-2053-05	CHIP R 0 J 1/8W	
R563			RK73GB2A334J	CHIP R 330K J 1/10W		W33			R92-1252-05	CHIP R 0 OHM J 1/16W	E1E2
R564			RK73GB2A103J	CHIP R 10K J 1/10W		W102			R92-1252-05	CHIP R 0 OHM J 1/16W	
R600			RK73GB2A361J	CHIP R 360 J 1/10W		W251			R92-2053-05	CHIP R 0 J 1/8W	
R601,602			RK73GB2A222J	CHIP R 2.2K J 1/10W		W252			R92-1252-05	CHIP R 0 OHM J 1/16W	
R603,604			RK73GB2A361J	CHIP R 360 J 1/10W		W454			R92-1252-05	CHIP R 0 OHM J 1/16W	
R605,606			RK73GB2A222J	CHIP R 2.2K J 1/10W		W500-505			R92-1252-05	CHIP R 0 OHM J 1/16W	KK1R1
R607,608			RK73GB2A361J	CHIP R 360 J 1/10W		W500-505			R92-1252-05	CHIP R 0 OHM J 1/16W	M1C1X1
R609,610			RK73GB2A222J	CHIP R 2.2K J 1/10W		W900			R92-1252-05	CHIP R 0 OHM J 1/16W	M1E1E2
R611			RK73GB2A361J	CHIP R 360 J 1/10W		D1			MA8056-M	ZENER DIODE	
R612			RK73EB2E430J	CHIP R 43 J 1/4W		D4			MA8056-M	ZENER DIODE	
R616			RK73GB2A361J	CHIP R 360 J 1/10W		D5			RM10ZLF	DIODE	
R617			RK73GB2A101J	CHIP R 100 J 1/10W		D6			1SR154-400	DIODE	E1E2
R618,619			RK73GB2A223J	CHIP R 22K J 1/10W		D6,7			1SR154-400	DIODE	KK1R1
R620			RK73GB2A101J	CHIP R 100 J 1/10W		D6,7			1SR154-400	DIODE	
R621			RK73GB2A361J	CHIP R 360 J 1/10W		D8			DAP202U	DIODE	M1C1X1
R622			RK73GB2A750J	CHIP R 75 J 1/10W		D9,10			1SR154-400	DIODE	
R623,624			RK73EB2E100J	CHIP R 10 J 1/4W		D11			MA8068-M	ZENER DIODE	
R625			RK73EB2E4R7J	CHIP R 4.7 J 1/4W		D12			MA8056-M	ZENER DIODE	
R630			RK73FB2B223J	CHIP R 22K J 1/8W		D13			MA8047-M	ZENER DIODE	
R631			RK73FB2B103J	CHIP R 10K J 1/8W		D200			IMSA-6801	SURGE ABSORBER	
R632			RK73FB2B820J	CHIP R 82 J 1/8W		D250			DAP202U	DIODE	
R635			RK73FB2B820J	CHIP R 82 J 1/8W		D350			RD6.8MW	ZENER DIODE	
R636			RK73FB2B223J	CHIP R 22K J 1/8W		D351			MA8062-M	ZENER DIODE	
R637			RK73FB2B103J	CHIP R 10K J 1/8W		D352-355			MA3062WA	ZENER DIODE	
R638			RK73FB2B223J	CHIP R 22K J 1/8W		D400			MA8062-M	ZENER DIODE	
R639			RK73FB2B103J	CHIP R 10K J 1/8W		D401			MA3062WA	ZENER DIODE	
R640			RK73FB2B820J	CHIP R 82 J 1/8W		D402			MA8062-M	ZENER DIODE	
R643			RK73FB2B820J	CHIP R 82 J 1/8W		D403			RD6.8MW	ZENER DIODE	

K : KVT-715DVD **K1** : KVT-815DVD **R1** : KVT-745DVD **M1** : KVT-735DVD
C1 : KVT-765DVD **X1** : KVT-745DVD **E1** : KVT-725DVD **E2** : KVT-725DVD-B

△ Indicates safety critical components.

PARTS LIST

* New parts

Parts without **Parts No.** are not supplied.

Les articles non mentionnés dans le **Parts No.** ne sont pas fournis.

Teile ohne **Parts No.** werden nicht geliefert.

ELECTRIC UNIT (X34-315x-xx)

Ref. No.	A d d	N e w	Parts No.	Description	Desti- nation
D404,405 D451 D452 D453-456 D457-461			DA204U MA8062-M RD6.8MW DA204U MA3062WA	DIODE ZENER DIODE ZENER DIODE DIODE ZENER DIODE	
D462 D500,501 D502 D503-505 D506-511			DAN202U MA8062-M RD6.8MW MA3062WA DA204U	DIODE ZENER DIODE ZENER DIODE ZENER DIODE DIODE	E1E2
D507 D507 D509 D509 D511			DA204U DA204U DA204U DA204U DA204U	DIODE DIODE DIODE DIODE DIODE	KK1R1 M1C1X1 KK1R1 M1C1X1 KK1R1
D511 D550-556 D602 D605 D606			DA204U DA204U DAP202U DAP202U RD6.8MW	DIODE DIODE DIODE DIODE ZENER DIODE	M1C1X1
D607 D901 D902 IC1 IC3			MA8062-M DAN202U MA8110-M M5237ML M5237ML	ZENER DIODE DIODE ZENER DIODE ANALOGUE IC ANALOGUE IC	M1E1E2
IC4 IC100 IC101 IC103 IC200		*	ICL7660SIBA HD74HC02FP-E S-80842CNNB 70F3089YGJ-7R7 TDA7479D	ANALOGUE IC MOS-IC MOS-IC MICROCONTROLLER IC ANALOGUE IC	KK1R1
IC200 IC250 IC300 IC301 IC350			TDA7479D TB2903H TDA7401 E-TDA7414 BA3121F	ANALOGUE IC ANALOGUE IC ANALOGUE IC ANALOGUE IC ANALOGUE IC	M1E1E2
IC400 IC450,451 IC452 IC500 IC501			TC7SH08FU NJM2267V TC7SH14FU BA3121F MM1234XFBF	MOS-IC ANALOGUE IC MOS-IC ANALOGUE IC ANALOGUE IC	E1E2
IC550 IC551 IC552 IC553 IC554		*	TC4052BFT MM1503 MM1108XFFE BA7652AF TC4052BFT	MOS-IC ANALOGUE IC ANALOGUE IC ANALOGUE IC MOS-IC	
IC555 IC600 IC602-604 IC900 Q1			BA7612F BA3121F NJM4565M-TE2 NJM4565M-TE2 2SC4081	ANALOGUE IC ANALOGUE IC ANALOGUE IC ANALOGUE IC TRANSISTOR	M1E1E2
Q2 Q3 Q4,5 Q6 Q8			2SB1443 2SA1576A UMC2N 2SB1565 UMC2N	TRANSISTOR TRANSISTOR TRANSISTOR TRANSISTOR TRANSISTOR	

Ref. No.	A d d	N e w	Parts No.	Description	Desti- nation
Q9 Q10 Q11 Q12 Q13			DTC114EUA 2SB1565 2SB1443 2SC4081 2SA1576A	DIGITAL TRANSISTOR TRANSISTOR TRANSISTOR TRANSISTOR TRANSISTOR	
Q14 Q15 Q16 Q17 Q18			2SC4081 2SA1576A 2SC4081 2SA1576A 2SC4081	TRANSISTOR TRANSISTOR TRANSISTOR TRANSISTOR TRANSISTOR	
Q19 Q20,21 Q20,21 Q21 Q22			DTC124EUA DTC114YUA DTC114YUA DTC114YUA DTA114EUA	DIGITAL TRANSISTOR DIGITAL TRANSISTOR DIGITAL TRANSISTOR DIGITAL TRANSISTOR DIGITAL TRANSISTOR	KK1R1 M1C1X1 E1E2
Q23,24 Q23,24 Q24 Q25 Q26			2SB1188(Q,R) 2SB1188(Q,R) 2SB1188(Q,R) 2SA1576A 2SC4081	TRANSISTOR TRANSISTOR TRANSISTOR TRANSISTOR TRANSISTOR	KK1R1 M1C1X1 E1E2
Q27 Q100 Q200 Q201 Q300			DTA123JK DTA124EUA DTC124EUA 2SB1188(Q,R) 2SD1819A	DIGITAL TRANSISTOR DIGITAL TRANSISTOR DIGITAL TRANSISTOR TRANSISTOR TRANSISTOR	M1E1E2
Q301 Q551-554 Q600-602 Q603 Q604-606			DTC124EUA DTC124EUA DTC323TU 2SA1576A DTC323TU	DIGITAL TRANSISTOR DIGITAL TRANSISTOR DIGITAL TRANSISTOR TRANSISTOR DIGITAL TRANSISTOR	
Q608 Q609 Q610 Q900 Q901			DTC323TU DTA124EUA DTC323TU 2SB1189 2SC4081	DIGITAL TRANSISTOR DIGITAL TRANSISTOR DIGITAL TRANSISTOR TRANSISTOR TRANSISTOR	
Q902 Q903 Q903 Q903,904 Q905			2SA1576A 2SC4081 2SC4081 2SC4081 DTC114EUA	TRANSISTOR TRANSISTOR TRANSISTOR TRANSISTOR DIGITAL TRANSISTOR	KK1R1 C1X1 M1E1E2 M1E1E2
Q906 TH250		*	DTA124EUA PRF18BE471QB2	DIGITAL TRANSISTOR POSITIVE RESISTOR	M1E1E2
A1 A1 A1			W02-3416-05 W02-3416-05 W02-3417-05	FM/AM FRONT-END FM/AM FRONT-END FM/AM FRONT-END	KK1R1 C1X1 M1E1E2
VIDEO UNIT (X35-4280-01)					
C1,2 C3 C5 C6 C7			CK73DF1E106Z C93-1281-05 C93-1273-05 C93-1278-05 CK73GB1E473K	CHIP C 10UF Z CHIP C 0.47UF K CHIP C 15PF J CHIP C 0.018UF K CHIP C 0.047UF K	
C8 C9 C10			C93-1269-05 CK73GB0J225K CK73GB1H103K	CHIP C 220PF J CHIP C 2.2UF K CHIP C 0.010UF K	

K : KVT-715DVD

C1 : KVT-765DVD

K1 : KVT-815DVD

X1 : KVT-745DVD

R1 : KVT-745DVD

E1 : KVT-725DVD

M1 : KVT-735DVD

E2 : KVT-725DVD-B

△ Indicates safety critical components.

PARTS LIST

* New parts

Parts without **Parts No.** are not supplied.

Les articles non mentionnés dans le **Parts No.** ne sont pas fournis.

Teile ohne **Parts No.** werden nicht geliefert.

VIDEO UNIT (X35-4280-01)

Ref. No.	A d d	N e w	Parts No.	Description	Desti- nation	Ref. No.	A d d	N e w	Parts No.	Description	Desti- nation
C11			CK73GB0J225K	CHIP C 2.2UF K		C327,328			CK73GB1H104K	CHIP C 0.10UF K	
C13			CK73GB1A474K	CHIP C 0.47UF K		C329			CC73HCH1H390J	CHIP C 39PF J	
C14			CK73HB1C103K	CHIP C 0.010UF K		C330			CE32BB0J221M	CHIP EL 220UF 6.3WV	
C15			CK73GB1E473K	CHIP C 0.047UF K		C331,332			CC73HCH1H390J	CHIP C 39PF J	
C16			CK73HB1C183K	CHIP C 0.018UF K		C333			CK73GB1H104K	CHIP C 0.10UF K	
C17			CK73HB1C103K	CHIP C 0.010UF K		C334			CK73GB1H103K	CHIP C 0.010UF K	
C18			C93-1281-05	CHIP C 0.47UF K		C335,336			CK73GB1H104K	CHIP C 0.10UF K	
C21			CK73GB0J225K	CHIP C 2.2UF K		C338			CK73DF1C106Z	CHIP C 10UF Z	
C22			CK73HB1H152K	CHIP C 1500PF K		C339			CK73HB1C103K	CHIP C 0.010UF K	
C23			CK73DF1E106Z	CHIP C 10UF Z		C401			CK73HB1H102K	CHIP C 1000PF K	
C24			CK73GB1H103K	CHIP C 0.010UF K		C421,422			CK73FB1C105K	CHIP C 1.0UF K	
C25			C93-1270-05	CHIP C 3300PF K		C423			CK73EB0J106K	CHIP C 10UF K	
C26			CK73GB1H103K	CHIP C 0.010UF K		C424			CK73HB1C103K	CHIP C 0.010UF K	
C101			CK73GB1H104K	CHIP C 0.10UF K		C425			CK73FB1C105K	CHIP C 1.0UF K	
C102			CK73DF1C106Z	CHIP C 10UF Z		C426			CK73EB1E105K	CHIP C 1.0UF K	
C103			CK73GB1H103K	CHIP C 0.010UF K		C427			CK73FB1A225K	CHIP C 2.2UF K	
C104			C93-1210-05	CHIP C 10UF K		C428			CK73EB0J106K	CHIP C 10UF K	
C105			CE32AU1C390M	CHIP EL 39UF 16WV		C501-503			CK73HB1C103K	CHIP C 0.010UF K	
C106			CK73GB1H103K	CHIP C 0.010UF K		C504			CK73EB0J106K	CHIP C 10UF K	
C107			C93-1210-05	CHIP C 10UF K		C505			CK73HB1H271K	CHIP C 270PF K	
C108			CE32AU1C390M	CHIP EL 39UF 16WV		CN1			E40-9797-05	PIN ASSY	
C109			CK73FB1C105K	CHIP C 1.0UF K		CN301			E41-0341-05	FLAT CABLE CONNECTOR	
C110			CK73GB1H103K	CHIP C 0.010UF K		CN302			E41-0133-05	FLAT CABLE CONNECTOR	
C111			C93-1210-05	CHIP C 10UF K		CN303			E41-0404-05	FLAT CABLE CONNECTOR	
C112			CK73FB1E154K	CHIP C 0.15UF K		CN304			E40-9623-05	FLAT CABLE CONNECTOR	
C113			CK73EB1C225K	CHIP C 2.2UF K		CN305			E40-9708-05	PIN ASSY	
C114			CK73FB1C224K	CHIP C 0.22UF K		CN501			E41-2087-05	FLAT CABLE CONNECTOR	
C115			CK73GB1H104K	CHIP C 0.10UF K		CN502			E41-0133-05	FLAT CABLE CONNECTOR	
C116			CE32BB0J221M	CHIP EL 220UF 6.3WV		CN503			E41-0455-05	FLAT CABLE CONNECTOR	
C118			CK73GB1H103K	CHIP C 0.010UF K		CN601			E41-0340-05	FLAT CABLE CONNECTOR	
C211			CK73EB1A475K	CHIP C 4.7UF K		F1			F53-0251-05	FUSE	
C230			CK73GB1H103K	CHIP C 0.010UF K		CF308			L72-0786-05	CERAMIC FILTER	
C231,232			CK73DF1E106Z	CHIP C 10UF Z		L1			L19-0727-05	TRANSFORMER FOR CONVERTER	
C233			CK73GB1H103K	CHIP C 0.010UF K		L101,102			L41-3392-13	SMALL FIXED INDUCTOR	
C234			CC73HCH1H560J	CHIP C 56PF J		L103			L41-4792-13	SMALL FIXED INDUCTOR	
C301,302			CK73DF1E106Z	CHIP C 10UF Z		L104-106			L40-1001-78	SMALL FIXED INDUCTOR (10UH)	
C303			CK73GB1H103K	CHIP C 0.010UF K		L301-303			L79-0982-05	LC FILTER	
C304			CK73GB1H104K	CHIP C 0.10UF K		L306			L40-5695-34	SMALL FIXED INDUCTOR (5.6UH)	
C305,306			CK73GB1H103K	CHIP C 0.010UF K		L309			L79-0982-05	LC FILTER	
C307			CE32BB0J221M	CHIP EL 220UF 6.3WV		L401			L40-1001-78	SMALL FIXED INDUCTOR (10UH)	
C308			CK73GB1H103K	CHIP C 0.010UF K		L501			L40-1001-78	SMALL FIXED INDUCTOR (10UH)	
C309			CC73HCH1H100D	CHIP C 10PF D		CP301,302			R90-1094-05	MULTI-COMP 1K X4	
C310			CK73HB1H561K	CHIP C 560PF K		CP303			R90-1524-05	MULTI-COMP 220 X4	
C311			CK73HB1C103K	CHIP C 0.010UF K		R1			RK73HB1J512J	CHIP R 5.1K J 1/16W	
C312			CK73GB1H103K	CHIP C 0.010UF K		R3			RK73HB1J220J	CHIP R 22 J 1/16W	
C313,314			CK73HB1C103K	CHIP C 0.010UF K		R4			RN73GH1J153D	CHIP R 15K D 1/16W	
C315,316			CK73GB1H104K	CHIP C 0.10UF K		R5			RK73HB1J153J	CHIP R 15K J 1/16W	
C317			CK73HB1C103K	CHIP C 0.010UF K		R6			RN73GH1J623D	CHIP R 62K D 1/16W	
C318,319			CK73GB1H104K	CHIP C 0.10UF K		R7			RK73HB1J220J	CHIP R 22 J 1/16W	
C320			CC73HCH1H560J	CHIP C 56PF J		R8			RK73HB1J512J	CHIP R 5.1K J 1/16W	
C321			CK73GB1H104K	CHIP C 0.10UF K		R9		*	RK73GH2A244D	CHIP R 240K D 1/10W	
C322			CC73GCH1E102J	CHIP C 1000PF J		R10			RK73HB1J331J	CHIP R 330 J 1/16W	
C323			CC73HCH1H101J	CHIP C 100PF J		R11			RK73HB1J220J	CHIP R 22 J 1/16W	
C324,325			CK73HB1C103K	CHIP C 0.010UF K		R12			RK73HB1J105J	CHIP R 1.0M J 1/16W	
C326			CC73GCH1H681J	CHIP C 680PF J							

K : KVT-715DVD **K1** : KVT-815DVD **R1** : KVT-745DVD **M1** : KVT-735DVD
C1 : KVT-765DVD **X1** : KVT-745DVD **E1** : KVT-725DVD **E2** : KVT-725DVD-B

△ Indicates safety critical components.

PARTS LIST

* New parts

Parts without **Parts No.** are not supplied.

Les articles non mentionnés dans le **Parts No.** ne sont pas fournis.

Teile ohne **Parts No.** werden nicht geliefert.

VIDEO UNIT (X35-4280-01)

Ref. No.	A d d	N e w	Parts No.	Description	Desti- nation
R13 R14 R15 R16,17 R18			RK73HB1J220J RN73GH1J4220D RN73GH1J513D RK73HB1J220J RK73HB1J222J	CHIP R 22 J 1/16W CHIP R 422.0 D 1/16W CHIP R 51K D 1/16W CHIP R 22 J 1/16W CHIP R 2.2K J 1/16W	
R101 R102 R103 R104 R105		*	RK73GH2A104D RK73GH2A113D * RK73GH2A184D * RK73GH2A133D RK73HB1J473J	CHIP R 100K D 1/10W CHIP R 11K D 1/10W CHIP R 180K D 1/10W CHIP R 13K D 1/10W CHIP R 47K J 1/16W	
R106 R218 R219 R234 R235			RK73HB1J103J RK73HB1J222J RK73HB1J513J RN73GH1J472D RN73GH1J912D	CHIP R 10K J 1/16W CHIP R 2.2K J 1/16W CHIP R 51K J 1/16W CHIP R 4.7K D 1/16W CHIP R 9.1K D 1/16W	
R236 R239 R240 R241 R242			RN73GH1J222D RK73HB1J123J RK73HB1J220J RK73HB1J123J RK73HB1J220J	CHIP R 2.2K D 1/16W CHIP R 12K J 1/16W CHIP R 22 J 1/16W CHIP R 12K J 1/16W CHIP R 22 J 1/16W	
R253 R305 R307 R308 R311			RK73HB1J000J RK73HB1J000J RK73HB1J101J RK73HB1J621J RK73HB1J000J	CHIP R 0.0 J 1/16W CHIP R 0.0 J 1/16W CHIP R 100 J 1/16W CHIP R 620 J 1/16W CHIP R 0.0 J 1/16W	
R313 R314,315 R316 R318 R320			RK73HB1J000J RK73HB1J103J RK73HB1J102J RK73HB1J102J RK73HB1J000J	CHIP R 0.0 J 1/16W CHIP R 10K J 1/16W CHIP R 1.0K J 1/16W CHIP R 1.0K J 1/16W CHIP R 0.0 J 1/16W	
R321 R323 R324,325 R326 R327			RK73HB1J472J RK73HB1J000J RK73HB1J472J RK73HB1J473J RK73HB1J683J	CHIP R 4.7K J 1/16W CHIP R 0.0 J 1/16W CHIP R 4.7K J 1/16W CHIP R 47K J 1/16W CHIP R 68K J 1/16W	
R328 R329 R330 R331 R332			RK73HB1J153J RK73HB1J101J RK73HB1J182J RK73HB1J331J RK73HB1J332J	CHIP R 15K J 1/16W CHIP R 100 J 1/16W CHIP R 1.8K J 1/16W CHIP R 330 J 1/16W CHIP R 3.3K J 1/16W	
R333-335 R337,338 R339 R340-344 R345			RK73HB1J000J RK73HB1J101J RK73HB1J102J RK73HB1J101J RK73HB1J683J	CHIP R 0.0 J 1/16W CHIP R 100 J 1/16W CHIP R 1.0K J 1/16W CHIP R 100 J 1/16W CHIP R 68K J 1/16W	
R346 R347 R348 R349 R350-352			RK73HB1J105J RK73HB1J153J RK73HB1J362J RK73HB1J103J RK73HB1J101J	CHIP R 1.0M J 1/16W CHIP R 15K J 1/16W CHIP R 3.6K J 1/16W CHIP R 10K J 1/16W CHIP R 100 J 1/16W	
R353 R359,360 R361 R362 R368,369			RK73HB1J100J RK73HB1J100J RK73GB2A562J RK73HB1J000J RK73HB1J000J	CHIP R 10 J 1/16W CHIP R 10 J 1/16W CHIP R 5.6K J 1/10W CHIP R 0.0 J 1/16W CHIP R 0.0 J 1/16W	

Ref. No.	A d d	N e w	Parts No.	Description	Desti- nation
R371 R373,374 R401 R402 R403			RK73HB1J000J RK73HB1J561J RK73HB1J000J RK73HB1J432J RK73HB1J912J	CHIP R 0.0 J 1/16W CHIP R 560 J 1/16W CHIP R 0.0 J 1/16W CHIP R 4.3K J 1/16W CHIP R 9.1K J 1/16W	
R404 R421 R422 R423 R441			RK73HB1J303J RK73HB1J000J RK73HB1J473J RK73HB1J104J RK73GB2A681J	CHIP R 30K J 1/16W CHIP R 0.0 J 1/16W CHIP R 47K J 1/16W CHIP R 100K J 1/16W CHIP R 680 J 1/10W	
R451,452 R453 R454 R455 R456			RK73HB1J000J RK73GB2A681J RK73GB2A331J RK73HB1J000J RK73GB2A331J	CHIP R 0.0 J 1/16W CHIP R 680 J 1/10W CHIP R 330 J 1/10W CHIP R 0.0 J 1/16W CHIP R 330 J 1/10W	
R501,502 R503-506 R641 R642 R651			RK73HB1J333J RK73EB2E100J RK73GB2A621J RK73HB1J391J RK73HB1J000J	CHIP R 33K J 1/16W CHIP R 10 J 1/4W CHIP R 620 J 1/10W CHIP R 390 J 1/16W CHIP R 0.0 J 1/16W	
R652 R654 VR203 VR301 W107			RK73FB2B471J RK73GB2A301J R32-0235-05 R32-0245-05 R92-2052-05	CHIP R 470 J 1/8W CHIP R 300 J 1/10W SEMI FIXED VARIABLE RESISTOR SEMI FIXED VARIABLE RESISTOR CHIP R 0 OHM J 1/10W	
W216,217 W301-304 W310 W354-358			R92-2052-05 R92-1252-05 R92-1252-05 R92-1252-05	CHIP R 0 OHM J 1/10W CHIP R 0 OHM J 1/16W CHIP R 0 OHM J 1/16W CHIP R 0 OHM J 1/16W	
S401-404 S601-603			S70-0856-05 S70-0856-05	TACT SWITCH TACT SWITCH	
D1,2 D3 D4,5 D6 D7			MA8047-M MA115 DA204U MA2S784 MA8056-M	ZENER DIODE DIODE DIODE DIODE ZENER DIODE	
D8 D9 D10 D101 D102-104			1608SGXA DA204U AVRM1005270MAA MA2ZD18 MA2S784	ZENER DIODE DIODE VARISTOR DIODE DIODE	
D301 D302,303 D304 D309 D310-313			MA8051-M DA204U MA8051-M 1SV231 1608SGXA	ZENER DIODE DIODE ZENER DIODE VARIABLE CAPACITANCE DIODE ZENER DIODE	
D314 D401 D403-410 D501-504 IC1			DA204U 1608SGXA AVRM1608180M6A MA8068-M OZ960IS-C	DIODE ZENER DIODE VARISTOR ZENER DIODE ANALOGUE IC	
IC101 IC203 IC301			LT1947 TA75W558FU TC200G02AF0104	ANALOGUE IC ANALOGUE IC MOS-IC	

K : KVT-715DVD

C1 : KVT-765DVD

K1 : KVT-815DVD

X1 : KVT-745DVD

R1 : KVT-745DVD

E1 : KVT-725DVD

M1 : KVT-735DVD

E2 : KVT-725DVD-B

△ Indicates safety critical components.

PARTS LIST

* New parts

Parts without **Parts No.** are not supplied.

Les articles non mentionnés dans le **Parts No.** ne sont pas fournis.

Teile ohne **Parts No.** werden nicht geliefert.

VIDEO UNIT (X35-4280-01)

Ref. No.	Add	New	Parts No.	Description	Destination	Ref. No.	Add	New	Parts No.	Description	Destination
IC302			TC7SH08FU	MOS-IC		C63			C93-1271-05	CHIP C 0.10UF M	
IC303			NJM2107F	ANALOGUE IC		C64,65			CK73HB1C103K	CHIP C 0.010UF K	
IC304			TC7WH14FU	MOS-IC		C67			CC73HCH1H220J	CHIP C 22PF J	
IC401			TPS850	ANALOGUE IC		C68			CC73HCH1H150J	CHIP C 15PF J	
Q1			2SC4081	TRANSISTOR		C69-73			CK73HB1A104K	CHIP C 0.10UF K	
Q2,3			SI5513DC	DUAL FET		C74			CK73EB1A106K	CHIP C 10UF K	
Q5			2SC4081	TRANSISTOR		C75,76			CK73HB1C103K	CHIP C 0.010UF K	
Q201			IMZ1A	DUAL TRANSISTOR		C77			CK73HB1A104K	CHIP C 0.10UF K	
Q202			2SD601A	TRANSISTOR		C78			CC73GCH1H331J	CHIP C 330PF J	
Q203			2SB709A	TRANSISTOR		C79-81			CK73HB1C103K	CHIP C 0.010UF K	
Q301			2SC4097	TRANSISTOR		C82			CK73HB1A104K	CHIP C 0.10UF K	
Q501			DTC124EE	DIGITAL TRANSISTOR		C83			CC73HCH1E221J	CHIP C 220PF J	
Q502,503			PUMD13	DUAL TRANSISTOR		C84			CC73HCH1H101J	CHIP C 100PF J	
Q601			DTC124EE	DIGITAL TRANSISTOR		C85			C92-1684-05	CHIP C 82UF M	
DVD PLAYER UNIT (X37-1020-04)						C87,88			CK73HB1C103K	CHIP C 0.010UF K	
C1			CK73FB0J106M	CHIP C 10UF M		C89			CK73FB0J106M	CHIP C 10UF M	
C2			CK73HB1A104K	CHIP C 0.10UF K		C90-95			CK73HB1A104K	CHIP C 0.10UF K	
C3,4			CK73FB0J106M	CHIP C 10UF M		C96			CK73GB1A224K	CHIP C 0.22UF K	
C5			CK73HB1A104K	CHIP C 0.10UF K		C97,98			CK73HB1A104K	CHIP C 0.10UF K	
C6			CC73HCH1E221J	CHIP C 220PF J		C99			C92-1685-05	CHIP C 47UF M	
C7			CK73HB1A104K	CHIP C 0.10UF K		C100			CK73GB0J105K	CHIP C 1.0UF K	
C8			CK73FB0J106M	CHIP C 10UF M		C101			CK73HB1C103K	CHIP C 0.010UF K	
C9,10			CK73HB1A104K	CHIP C 0.10UF K		C102			CK73FB0J106M	CHIP C 10UF M	
C11			CK73HB1H332K	CHIP C 3300PF K		C103			CK73FB1A225K	CHIP C 2.2UF K	
C12			CK73HB1A104K	CHIP C 0.10UF K		C104			CK73HB1A104K	CHIP C 0.10UF K	
C13			CK73FB0J106M	CHIP C 10UF M		C106			CK73HB1A104K	CHIP C 0.10UF K	
C14			C92-1792-05	CHIP C 22UF M		C107			CK73GB0J105K	CHIP C 1.0UF K	
C15			CK73HB1C103K	CHIP C 0.010UF K		C108			C93-1228-05	CHIP C 1.0UF M	
C17			CC73GCH1H471J	CHIP C 470PF J		C110-113			CC73HCH1H470J	CHIP C 47PF J	
C18			CK73HB1A104K	CHIP C 0.10UF K		C114,115			CK73FB1A225K	CHIP C 2.2UF K	
C19			CC73GCH1H471J	CHIP C 470PF J		C116			CK73GB1A224K	CHIP C 0.22UF K	
C20			CK73HB1A333K	CHIP C 0.033UF K		C117			CK73HB1C223K	CHIP C 0.022UF K	
C21			CK73HB1A473K	CHIP C 0.047UF K		C119			CK73EB0J226K	CHIP C 22UF K	
C22-24			CK73HB1A104K	CHIP C 0.10UF K		C123			CC73HCH1H470J	CHIP C 47PF J	
C25,26			C93-1215-05	CHIP C 10UF M		C125-134			CK73HB1C103K	CHIP C 0.010UF K	
C27			CK73HB1A104K	CHIP C 0.10UF K		C135,136			CC73HCH1H050C	CHIP C 5.0PF C	
C31			C92-1685-05	CHIP C 47UF M		C137			CK73HB1H102K	CHIP C 1000PF K	
C32,33			CC73GCH1E102J	CHIP C 1000PF J		C138			CK73EB1A106K	CHIP C 10UF K	
C34,35			CC73GCH1H681J	CHIP C 680PF J		CN1			E41-0273-05	FLAT CABLE CONNECTOR (30PIN)	
C36			CK73HB1H222K	CHIP C 2200PF K		CN2			E41-0271-05	FLAT CABLE CONNECTOR (4PIN)	
C37			CC73GCH1H331J	CHIP C 330PF J		CN3			E41-0272-05	FLAT CABLE CONNECTOR (11PIN)	
C38,39			CK73HB1C103K	CHIP C 0.010UF K		CN4			E41-0312-05	FLAT CABLE CONNECTOR (50PIN)	
C40,41			CK73HB1A104K	CHIP C 0.10UF K		CN5			E41-0335-05	FLAT CABLE CONNECTOR (4PIN)	
C42			CK73HB1C223K	CHIP C 0.022UF K		L1			L92-0365-05	CHIP FERRITE	
C43			CC73HCH1H470J	CHIP C 47PF J		L2			L92-0329-05	CHIP FERRITE	
C44			CC73GCH1H681J	CHIP C 680PF J		L3-8			L92-0365-05	CHIP FERRITE	
C45			CK73HB1E682K	CHIP C 6800PF K		L10-13			L92-0365-05	CHIP FERRITE	
C46			CK73HB1A104K	CHIP C 0.10UF K		L16-18			L92-0365-05	CHIP FERRITE	
C47			CC73GCH1E102J	CHIP C 1000PF J		L21-27			L92-0365-05	CHIP FERRITE	
C48-50			CK73HB1A104K	CHIP C 0.10UF K		L28			L92-0375-05	CHIP FERRITE	
C51			C93-1271-05	CHIP C 0.10UF M		X1			L77-2808-05	CRYSTAL RESONATOR (16.897849MHZ)	
C52-55			CK73HB1A104K	CHIP C 0.10UF K		CP1			RK74HB1J102J	CHIP-COM 1.0K J 1/16W	
C56,57			C93-1271-05	CHIP C 0.10UF M		CP3			RK74HB1J472J	CHIP-COM 4.7K J 1/16W	
C58-60			CK73HB1A104K	CHIP C 0.10UF K		CP4-8			RK74HB1J220J	CHIP-COM 22 J 1/16W	
C62			CK73HB1A104K	CHIP C 0.10UF K							

K : KVT-715DVD **K1** : KVT-815DVD **R1** : KVT-745DVD **M1** : KVT-735DVD
C1 : KVT-765DVD **X1** : KVT-745DVD **E1** : KVT-725DVD **E2** : KVT-725DVD-B

△ Indicates safety critical components.

PARTS LIST

* New parts

Parts without **Parts No.** are not supplied.

Les articles non mentionnés dans le **Parts No.** ne sont pas fournis.

Teile ohne **Parts No.** werden nicht geliefert.

DVD PLAYER UNIT (X37-1020-04)

Ref. No.	A d d	N e w	Parts No.	Description	Desti- nation
CP9 CP11 CP12 CP13-16 R3,4			RK74HB1J820J R90-0726-05 RK74HB1J472J RK74HB1J103J RK73GH1J103D	CHIP-COM 82 J 1/16W MULTI-COMP 10K X2 CHIP-COM 4.7K J 1/16W CHIP-COM 10K J 1/16W CHIP R 10K D 1/16W	
R5 R6 R7,8 R9 R10			RK73GB2A4R7J RK73GB2A100J RK73HB1J273J RK73GH1J223D RK73GH1J392D	CHIP R 4.7 J 1/10W CHIP R 10 J 1/10W CHIP R 27K J 1/16W CHIP R 22K D 1/16W CHIP R 3.9K D 1/16W	
R11 R12 R13,14 R15 R16			RK73GH1J183D RK73GB2A4R7J RK73HB1J125J RK73GB2A200J R92-3409-05	CHIP R 18K D 1/16W CHIP R 4.7 J 1/10W CHIP R 1.2M J 1/16W CHIP R 20 J 1/10W CHIP R 6.8 F 1/4W	
R17 R18 R19 R27,28 R29			R92-3350-05 RK73GH1J221D RK73HB1J100J RK73HB1J472J RK73HB1J103J	CHIP R 2.2 F 1/10W CHIP R 220 D 1/16W CHIP R 10 J 1/16W CHIP R 4.7K J 1/16W CHIP R 10K J 1/16W	
R30 R31 R32 R33 R36			RK73HB1J473J RK73HB1J102J RK73GH1J153D RK73HB1J105J RK73HB1J103J	CHIP R 47K J 1/16W CHIP R 1.0K J 1/16W CHIP R 15K D 1/16W CHIP R 1.0M J 1/16W CHIP R 10K J 1/16W	
R37 R38 R39 R40 R41			RK73HB1J273J RK73HB1J472J RK73HB1J273J RK73HB1J472J RK73HB1J103J	CHIP R 27K J 1/16W CHIP R 4.7K J 1/16W CHIP R 27K J 1/16W CHIP R 4.7K J 1/16W CHIP R 10K J 1/16W	
R42 R43 R44 R45 R46			RK73HB1J105J RK73HB1J152J RK73HB1J202J RK73GH1J183D RK73GB2A752J	CHIP R 1.0M J 1/16W CHIP R 1.5K J 1/16W CHIP R 2.0K J 1/16W CHIP R 18K D 1/16W CHIP R 7.5K J 1/10W	
R47 R48 R53 R54 R55,56			RK73GH1J103D R92-3353-05 R92-3353-05 R92-3348-05 RK73GB2A820J	CHIP R 10K D 1/16W CHIP R 1.0K F 1/8W CHIP R 1.0K F 1/8W CHIP R 0.47 F 1/2W CHIP R 82 J 1/10W	
R57 R58,59 R60 R61 R62,63			RK73GB2A391J RK73GB2A103J RK73GB2A472J RK73GB2A153J RK73GH1J153D	CHIP R 390 J 1/10W CHIP R 10K J 1/10W CHIP R 4.7K J 1/10W CHIP R 15K J 1/10W CHIP R 15K D 1/16W	
R64 R65 R66,67 R68 R71			RK73GH1J303D RK73GH1J183D RK73GH1J153D RK73GH1J513D RK73GH1J202D	CHIP R 30K D 1/16W CHIP R 18K D 1/16W CHIP R 15K D 1/16W CHIP R 51K D 1/16W CHIP R 2.0K D 1/16W	
R72 R73 R74 R75-79 R80-83			RK73GH1J123D RK73HB1J103J RK73HB1J472J RK73HB1J132J RK73HB1J103J	CHIP R 12K D 1/16W CHIP R 10K J 1/16W CHIP R 4.7K J 1/16W CHIP R 1.3K J 1/16W CHIP R 10K J 1/16W	

Ref. No.	A d d	N e w	Parts No.	Description	Desti- nation
R88 R89 R90 R91 R92			RK73HB1J103J RK73HB1J820J RK73HB1J103J RK73HB1J220J RK73HB1J820J	CHIP R 10K J 1/16W CHIP R 82 J 1/16W CHIP R 10K J 1/16W CHIP R 22 J 1/16W CHIP R 82 J 1/16W	
R93 R94,95 R101 R103-106 R107,108			RK73HB1J103J RK73HB1J820J RK73HB1J103J RK73HB1J220J RK73HB1J103J	CHIP R 10K J 1/16W CHIP R 82 J 1/16W CHIP R 10K J 1/16W CHIP R 22 J 1/16W CHIP R 10K J 1/16W	
R109 R110 R111 R112,113 R114			RK73HB1J332J RK73HB1J473J RK73GB2A150J RK73HB1J221J RK73HB1J220J	CHIP R 3.3K J 1/16W CHIP R 47K J 1/16W CHIP R 15 J 1/10W CHIP R 220 J 1/16W CHIP R 22 J 1/16W	
R117 R119,120 R121,122 R123 R124			RK73GB2A752J RK73HB1J510J RK73HB1J103J R92-3385-05 RK73HB1J103J	CHIP R 7.5K J 1/10W CHIP R 51 J 1/16W CHIP R 10K J 1/16W CHIP R 8.2 F 1/10W CHIP R 10K J 1/16W	
R126,127 R128,129 R130 R131-143 W1-3			RK73HB1J104J RK73HB1J472J RK73HB1J751J RK73HB1J103J R92-1252-05	CHIP R 100K J 1/16W CHIP R 4.7K J 1/16W CHIP R 750 J 1/16W CHIP R 10K J 1/16W CHIP R 0 OHM J 1/16W	
S4 S5			S68-0874-05 S68-0866-05	PUSH SWITCH PUSH SWITCH	
D1,2 D3-5 D6 D7 D8			MAZS0510M MA2J729 MAZS0560M MA4ZD03 MA142WA	ZENER DIODE DIODE ZENER DIODE DIODE DIODE	
IC1 IC2 IC4 IC4 IC5			AN8703FH NJU7042 MN103S26E MN103S26E2 S-80829CLBB	ANALOGUE IC ANALOGUE IC MOS-IC MOS-IC ANALOGUE IC	
IC6 IC7 IC8 IC9 IC10			LA6505 DF2328VTE250S0 S-80815CLBB UPC2918T NJM2880U33	ANALOGUE IC MICROCONTROLLER IC ANALOGUE IC ANALOGUE IC ANALOGUE IC	
IC11 IC12 Q1 Q2 Q3			S-24C04BMFN HD74LV2G66A 2SB0970 MCH6101-E 2SJ0536	MEMORY IC MOS-IC TRANSISTOR TRANSISTOR FET	
Q4 Q5 Q6 Q9 Q10			UN5114 UN5214 2SD1819A UN5114 UN5214	DIGITAL TRANSISTOR DIGITAL TRANSISTOR TRANSISTOR DIGITAL TRANSISTOR DIGITAL TRANSISTOR	
Q13 Q15			UN5114 UN5114	DIGITAL TRANSISTOR DIGITAL TRANSISTOR	

K : KVT-715DVD
C1 : KVT-765DVD

K1 : KVT-815DVD
X1 : KVT-745DVD

R1 : KVT-745DVD
E1 : KVT-725DVD

M1 : KVT-735DVD
E2 : KVT-725DVD-B

△ Indicates safety critical components.

PARTS LIST

* New parts

Parts without **Parts No.** are not supplied.Les articles non mentionnés dans le **Parts No.** ne sont pas fournis.Teile ohne **Parts No.** werden nicht geliefert.

DVD PLAYER UNIT (X37-1020-04)

Ref. No.	A d d	N e w	Parts No.	Description	Desti- nation
TH1			TH11-3H103FT	THERMISTOR	
COMPOUND ASSY UNIT (X90-389x-xx)					
320	1H	*	A01-2837-02	METALLIC CABINET	
321	3B		E30-4953-05	CORD WITH PLUG (6m)	KR1M1 C1X1E1 E2 K1
322		*	E30-6296-05	CORD WITH PINPLUG	
322		*	E30-6296-05	CORD WITH PINPLUG	
322		*	E30-6296-05	CORD WITH PINPLUG	
322		*	E30-6356-05	CORD WITH PINPLUG	
325		*	E30-6297-05	CORD WITH PINPLUG	
332	3G	*	F09-1877-05	FAN	
334	3H		F29-0049-05	INSULATING COVER	
-		*	H02-0837-03	INNER CARTON CASE	KK1R1 M1C1X1 E1E2
-			H25-0329-04	PROTECTION BAG (280X450X0.03)	
-			H25-0329-04	PROTECTION BAG (280X450X0.03)	
-			H25-1111-04	PROTECTION BAG (280X450X0.03)	
A	1H	*	N09-6228-05	TAPTITE SCREW (2.6X25 S-TITE)	
B	1H	*	N09-6229-05	TAPTITE SCREW (2.6X40 S-TITE)	
C	3H	*	N84-2614-48	PAN HEAD TAPTITE SCREW	
D	2H		N86-2605-48	BINDING HEAD TAPTITE SCREW	
E	1H		N89-3006-43	BINDING HEAD TAPTITE SCREW	
DVD MECHANISM ASSY (X92-5020-02)					
1	2B		A10-4909-21	CHASSIS	
2	1A		A10-4910-11	CHASSIS	
3	1A		A10-4911-02	CHASSIS	
4	1B		A10-4913-11	CHASSIS	
5	2B		A10-4952-61	CHASSIS ASSY	
7	1B		A10-5091-53	CHASSIS ASSY	
15	3B		D10-4650-03	SLIDER	
16	3B		D10-4651-02	SLIDER	
17	3B		D10-4652-02	SLIDER	
18	2A		D10-4653-02	SLIDER	
19	3B		D10-4654-04	ARM ASSY	
20	3A		D10-4658-33	ARM ASSY	
21	1B		D10-4659-43	LEVER ASSY	
22	1A		D10-4660-04	ARM ASSY	
23	3B		D10-4686-03	SLIDER	
24	3B		D10-4687-03	ARM	
25	3B		D10-4689-03	ARM	
26	3B		D10-4690-03	ARM	
27	3B		D10-4781-03	ARM	
29	1A		D12-0635-03	CAM	
30	2B		D12-0636-13	CAM	
32	3B		D13-2221-04	GEAR	
33	3B		D13-2222-04	GEAR	
34	3B		D13-2223-04	GEAR	
35	3B		D13-2224-04	GEAR	
36	2B		D13-2225-04	GEAR	
37	2B		D13-2226-04	GEAR	
38	3B		D13-2227-04	GEAR	
43	2A		D14-0785-04	ROLLER	
44	1A		D21-2395-13	SHAFT	
46	2B		D21-2414-04	SHAFT	
Ref. No.	A d d	N e w	Parts No.	Description	Desti- nation
48	1B		D32-0648-04	STOPPER	
49	2B		D32-0654-04	STOPPER	
50	2A		D39-0254-05	DAMPER	
VFC1	2A		E39-0464-05	FLAT CABLE (4PIN)	
54	2B		F09-1748-04	SHEET	
56	1A		G01-3112-04	COMPRESSION SPRING	
58	3B		G01-3114-14	EXTENSION SPRING	
59	3A		G01-3116-14	EXTENSION SPRING	
60	2B		G01-3117-04	EXTENSION SPRING	
61	1B		G01-3118-04	EXTENSION SPRING	
62	2A		G01-3119-04	EXTENSION SPRING	
63	3A		G01-3121-14	TORSION COIL SPRING	
64	3B		G01-3140-04	EXTENSION SPRING	
65	3B		G01-3142-04	TORSION COIL SPRING	
66	3B		G01-3196-04	TORSION COIL SPRING	
69	2A		G02-1421-03	FLAT SPRING	
77	3A	*	J12-1238-04	PIN	
78	3B		J21-9792-03	MOUNTING HARDWARE	
79	1A		J21-9793-12	MOUNTING HARDWARE	
80	3B		J22-0061-03	MOUNTING HARDWARE	
82	2A		J90-1031-21	GUIDE	
A	1A		N09-4495-05	ADJUSTABLE SCREW (ADJUSTMENT SC)	
B	1A		N09-4496-05	TAPTITE SCREW (02 2X5P-TITE)	
C	1B		N09-6060-05	MACHINE SCREW (02M1.7X1.8 CR)	
D	2B		N09-6061-05	MACHINE SCREW (02M1.7X3.5CUP)	
E	1A		N09-6103-05	MACHINE SCREW (M1.7X3.5(NK G)	
F	1A		N09-6104-05	MACHINE SCREW (2X10 S-TITE)	
G	1B		N09-6106-05	MACHINE SCREW (M1.7X2.5)	
H	2A		N09-6122-05	MACHINE SCREW (CONNECTION SC)	
J	2A		N19-2022-04	FLAT WASHER	
K	3A		N19-2171-04	FLAT WASHER	
VM1	2B		T42-1058-15	MOTOR ASSY (SPINDLE)	
VM2	3A		T49-0101-05	MOTOR ASSY (FEED)	
VM3	3B		T42-1061-04	MOTOR ASSY (LOADING)	
VPU1	1A		T25-0222-05	OPTICAL PICKUP HEAD	
83	2A		W02-3408-15	ELECTRIC CIRCUIT MODULE	

K : KVT-715DVD **K1** : KVT-815DVD **R1** : KVT-745DVD **M1** : KVT-735DVD
C1 : KVT-765DVD **X1** : KVT-745DVD **E1** : KVT-725DVD **E2** : KVT-725DVD-B

△ Indicates safety critical components.

SPECIFICATIONS

● KVT-715DVD (K), KVT-815DVD (K), KVT-745DVD (R)

Monitor Section

Picture size	6.95 inches (diagonal) wide 154.1 W x 87.1 H (mm)
Display system	Transparent TN LCD panel
Drive system	TFT active matrix system
Number of pixels	336,960 (480H x 234V x RGB)
Effective pixels	99.99%
Pixel arrangement	RGB striped arrangement
Back lighting	Cold Cathode Fluorescent Tube

DVD Section

D/A converter	24Bit
Decoder	Linear PCM/Dolby digital/dts/MP3/WMA
Wow & Flutter	Below Measurable Limit
Frequency response	
(Sampling frequency: 96k)	20~44,000Hz
(Sampling frequency: 48k)	20~22,000Hz
(Sampling frequency: 44.1k)	20~20,000Hz
Total harmonic distortion (1k)	0.010%
Signal to noise ratio	95dB (DVD 96k)
Dynamic range	90dB (DVD 96k)
DISC format	DVD-Video/VIDEO-CD/CD-DA
Sampling frequency	44.1kHz/48kHz, 96kHz
Quantifying bit number	16/20/24bit

FM Tuner Section

Frequency range (200kHz)	87.9~107.9MHz
Usable sensitivity (S/N=30dB)	9.3dBf (0.8μV/75Ω)
Quieting sensitivity (S/N=50dB)	15.2dBf (1.6μV/75Ω)
Frequency response (±3.0dB)	30Hz~15kHz
S/N (MONO)	72dB
Selectivity (±400kHz)	Over 80dB
Stereo separation	37dB (1kHz)

AM Tuner Section

Frequency range (10kHz)	530kHz~1700kHz
Usable sensitivity	28dBμ

Video Section

Color system of external video input	NTSC
External video input level (RCA jacks)	1Vp-p/75Ω
External audio max input level (RCA jacks)	1V/22kΩ
Analog RGB input	0.7Vp-p/75Ω

Audio Section

Maximum power (Front & Rear)	50W x 4
Full bandwidth power (Front & Rear) (at Less than 1%THD)	
.....	22W x 4

Preout level	5V/10kΩ
Preout impedance	80Ω
Tone action	
Bass	100Hz±10dB
Middle	1kHz±10dB
Treble	10kHz±10dB

General

Operating voltage	14.4V (11V~16V)
Current consumption	15A
Dimensions (W x H x D)	
Main unit installation	182 x 53 x 165 (mm) 7-3/16 x 2-1/16 x 6-1/2 (inch)
Hideaway unit	205 x 30 x 195 (mm) 8-1/16 x 1-3/16 x 7-10/16 (inch)
Operational temperature range	-10°C~60°C
Storage temperature range	-20°C~85°C
Weight	
Main unit	2.2kg (4.9lbs)
Hideaway unit	1.4kg (3.0lbs)

● KVT-725DVD (E), KVT-725DVD-B (E)

Monitor Section

Picture size	6.95 inches wide 154.1 W x 87.1 H (mm)
Display system	Transparent TN LCD panel
Drive system	TFT active matrix system
Number of pixels	336,960 (480H x 234V x RGB)
Effective pixels	99.99%
Pixel arrangement	RGB striped arrangement
Back lighting	Cold Cathode Fluorescent Tube

DVD Section

D/A converter	24Bit
Decoder	Linear PCM/Dolby digital/dts/MP3/WMA
Wow & Flutter	Below Measurable Limit
Frequency response	
(Sampling frequency: 96k)	20~44,000Hz
(Sampling frequency: 48k)	20~22,000Hz
(Sampling frequency: 44.1k)	20~20,000Hz
Total harmonic distortion (1k)	0.010%
Signal to noise ratio	95dB (DVD 96k)
Dynamic range	90dB (DVD 96k)
DISC format	DVD-Video/VIDEO-CD/CD-DA
Sampling frequency	44.1kHz/48kHz, 96kHz
Quantifying bit number	16/20/24bit

SPECIFICATIONS

FM Tuner Section

Frequency range (50kHz)	87.5~108.0MHz
Usable sensitivity (S/N=26dB)	0.7 μ V/75 Ω
Quieting sensitivity (S/N=46dB)	1.6 μ V/75 Ω
Frequency response (\pm 3.0dB)	30Hz~15kHz
S/N (dB) (MONO)	65dB
Selectivity (\pm 400kHz)	Over 80dB
Stereo separation	37dB (1kHz)

LW Tuner Section

Frequency range (9kHz)	153kHz~281kHz
Usable sensitivity	28dB μ

MW Tuner Section

Frequency range (9kHz)	531kHz~1611kHz
Usable sensitivity	28dB μ

Video Section

Color system of external video input	NTSC/PAL
External video input level (RCA jacks)	1Vp-p/75 Ω
External audio max input level (RCA jacks)	1V/22k Ω
Analog RGB input	0.7Vp-p/75 Ω

Audio Section

Maximum power (Front & Rear)	50W x 4
Output power (Front & Rear) (DIN 45324, +B=14.4V)	30W x 4
Preout level	5V/10k Ω
Preout impedance	80 Ω
Tone action	
Bass	100Hz \pm 10 dB
Middle	1kHz \pm 10 dB
Treble	10kHz \pm 10 dB

General

Operating voltage	14.4V (11V~16V)
Current consumption	15A
Dimensions (W x H x D)	
Main unit installation	182 x 53 x 165 (mm)
Hideaway unit	265 x 30 x 195 (mm)
Operational temperature range	-10°C~60°C
Storage temperature range	-20°C~85°C
Weight	
Main unit	2.2kg
Hideaway unit	1.4kg

● KVT-735DVD (M), KVT-745DVD (C), KVT-765DVD (X)

Monitor Section

Picture size	6.95 inches wide 154.1 W x 87.1 H (mm)
Display system	Transparent TN LCD panel
Drive system	TFT active matrix system
Number of pixels	336,960 (480H x 234V x RGB)
Effective pixels	99.99%
Pixel arrangement	RGB striped arrangement
Back lighting	Cold Cathode Fluorescent Tube

DVD Section

D/A converter	24Bit
Decoder	Linear PCM/Dolby digital/dts/MP3/WMA
Wow & Flutter	Below Measurable Limit
Frequency response	
(Sampling frequency: 96k)	20~44,000Hz
(Sampling frequency: 48k)	20~22,000Hz
(Sampling frequency: 44.1k)	20~20,000Hz
Total harmonic distortion (1k)	0.010%
Signal to noise ratio	95dB (DVD 96k)
Dynamic range	90dB (DVD 96k)
DISC format	DVD-Video/VIDEO-CD/CD-DA
Sampling frequency	44.1kHz/48kHz, 96kHz
Quantifying bit number	16/20/24bit

FM Tuner Section

Frequency range (50kHz)	87.5~108.0MHz
Usable sensitivity (S/N=26dB)	0.7 μ V/75 Ω
Quieting sensitivity (S/N=46dB)	1.6 μ V/75 Ω
Frequency response (\pm 3.0dB)	30Hz~15kHz
S/N (MONO)	65dB
Selectivity (\pm 400kHz)	Over 80dB
Stereo separation	37dB (1kHz)

AM Tuner Section

Frequency range (9kHz)	531kHz~1611kHz
Usable sensitivity	28dB μ

Video Section

Color system of external video input	NTSC/PAL
External video input level (RCA jacks)	1Vp-p/75 Ω
External audio max input level (RCA jacks)	1V/22k Ω
Analog RGB input	0.7Vp-p/75 Ω

KVT-715DVD,725DVD/-B,735DVD
KVT-745DVD,765DVD,815DVD

SPECIFICATIONS

Audio Section

Maximum power (Front & Rear) 50W x 4
Full bandwidth power (Front & Rear) (at Less than 1%THD)
..... 22W x 4
Preout level 5V/10k Ω
Preout impedance 80 Ω
Tone action
Bass 100Hz \pm 10 dB
Middle 1kHz \pm 10 dB
Treble 10kHz \pm 10 dB

General

Operating voltage 14.4V (11V~16V)
Current consumption 15A
Dimensions (W x H x D)
Main unit installation 182 x 53 x 165 (mm)
Hideaway unit 265 x 30 x 195 (mm)
Operational temperature range -10°C~60°C
Storage temperature range -20°C~85°C
Weight
Main unit 2.2kg
Hideaway unit 1.4kg

- Specifications subject to change without notice.
- Although the effective pixels for the liquid crystal panel is given as 99.99% or more, 0.01% of pixels may not light or may light incorrectly.
- This product incorporates copyright protection technology that is protected by U.S. patents and other intellectual property rights. Use of this copyright protection technology must be authorized by Macrovision, and is intended for home and other limited viewing uses only unless otherwise authorized by Macrovision. Reverse engineering or disassembly is prohibited.
- Manufactured under license from Dolby Laboratories.
- “Dolby” and the double-D symbol are trademarks of Dolby Laboratories.
- “DTS” and “DTS 2.0 + Digital Out” are trademarks of Digital Theater Systems, Inc.

KENWOOD CORPORATION

2967-3, Ishikawa-machi, Hachioji-shi, Tokyo, 192-8525 Japan

KENWOOD USA CORPORATION
P.O. Box 22745, 2201 East Dominguez Street, Long Beach, CA 90801-5745, U.S.A.

KENWOOD ELECTRONICS CANADA INC.
6070 Kestrel Road, Mississauga, Ontario, Canada L5T 1S8

KENWOOD ELECTRONICS LATIN AMERICA S.A.
P.O. Box 55-2791 Paitilla, Plaza Credicorp Bank Panama,
Piso 9, Oficina 901, Calle 50, Panama, Rep. de Panama

KENWOOD ELECTRONICS BRASIL LTDA.
Alameda Ministro Rocha Azevedo No. 456,
Edifício Jaú, 10o Andar, Cerqueira César, Cep 0140-001,
São Paulo-SP-Brasil

KENWOOD ELECTRONICS UK LIMITED
Kenwood House, Dwight Road, Watford, Herts, WD18 9EB, United Kingdom

KENWOOD ELECTRONICS DEUTSCHLAND GMBH
Rembrücker-Str. 15, 63150 Heusenstamm, Germany

KENWOOD ELECTRONICS FRANCE S.A.
13, Boulevard Ney, 75018 Paris, France

KENWOOD ELECTRONICS BELGIUM N.V.
Leuvensesteenweg 248 J, 1800 Vilvoorde, Belgium

KENWOOD ELECTRONICS ITALIA S.p.A.
Via G. Sirtori 7/9, 20129 Milano, Italy

KENWOOD IBÉRICA S.A.
Bolivia, 239-08020 Barcelona, Spain

KENWOOD ELECTRONICS AUSTRALIA PTY. LTD. (A.C.N. 001 499 074)
16 Giffnock Avenue, Centrecourt Estate, North Ryde,
N.S.W. 2113, Australia

KENWOOD ELECTRONICS (HONG KONG) LTD.
Unit 3712-3724, Level 37, Tower 1, Metroplaza, 223 Hing Fong Road, Kwai Fong, N.T.,
Hong Kong

KENWOOD ELECTRONICS GULF FZE
P.O. Box 61318, Jebel Ali, Dubai, U.A.E.

KENWOOD ELECTRONICS (THAILAND) CO., LTD.
956 Udom Vidhya Building (Olympia) Rama IV Road, Silom, Bangrak, Bangkok 10500 Thailand

KENWOOD ELECTRONICS SINGAPORE PTE. LTD.
1 Genting Lane, #07-00, Kenwood Building, Singapore, 349544

KENWOOD ELECTRONICS (MALAYSIA) SDN BHD
#4.01 Level 4, Wisma Academy Lot 4A, Jalan 19/1, 46300 Petaling Jaya, Selangor Darul Ehsan,
Malaysia