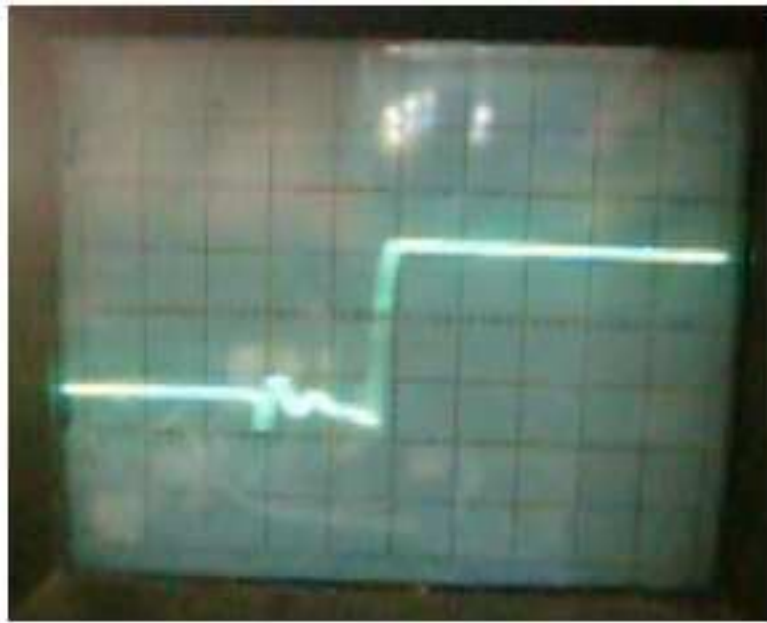




**Gate Waveform
both Channel (12.5% Load)**




**Gate Waveform
1 Channel (70% Load)**



**Gate VS Drain Waveform
(12.5% Load)**



**Gate VS Drain Waveform
(70% Load)**



**Gate Waveform
both Channel (70% Load)**



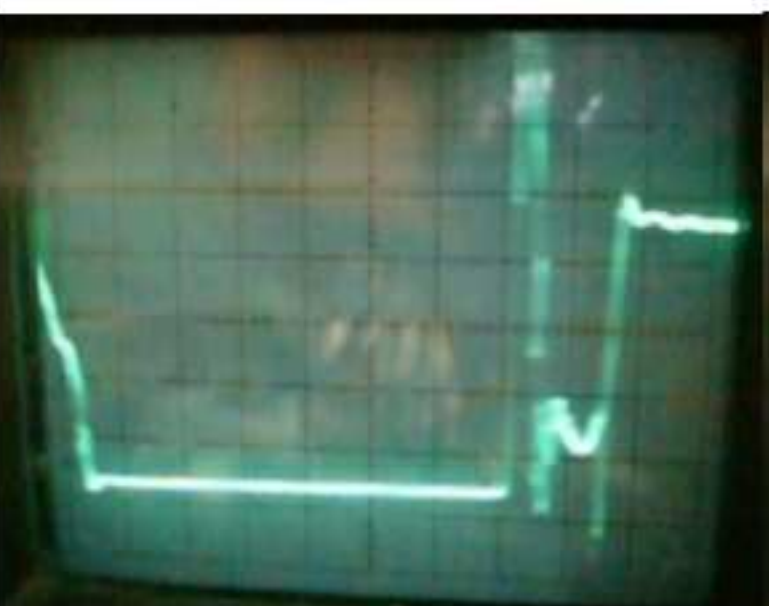
**Drain Waveform
(70% Load)**



Drain Waveform 70% Load (10uSec)



**Drain to Drain Waveform
(70% Load)**



**Drain Waveform (1 Channel)
(70% Load)**

