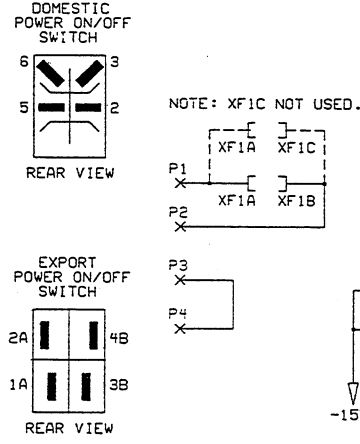
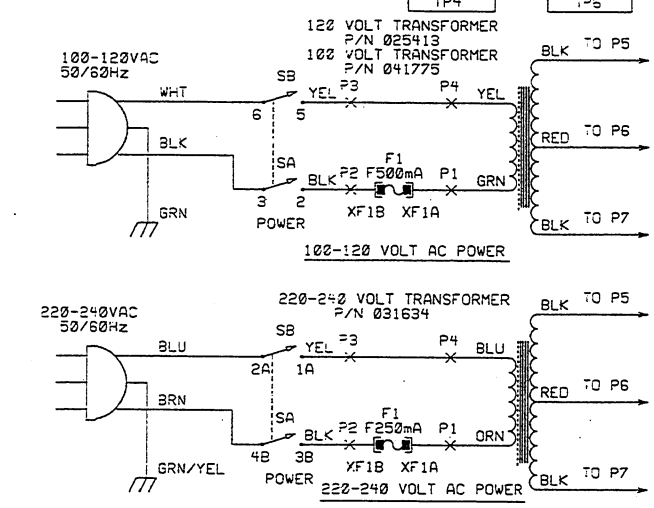
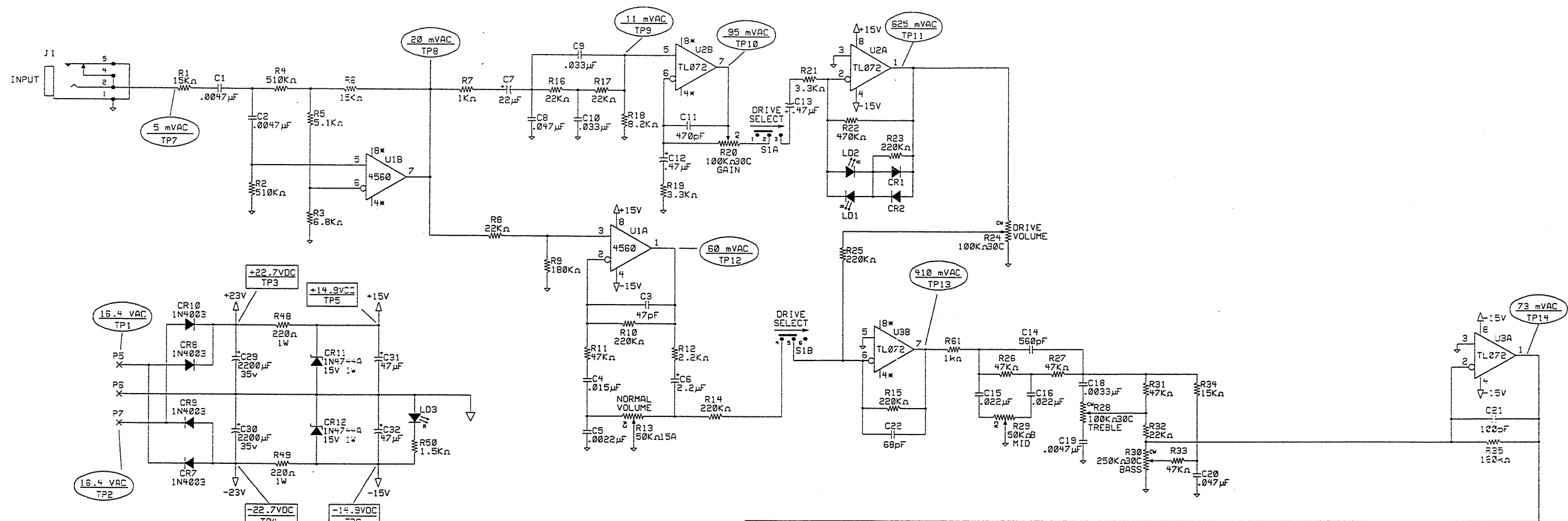
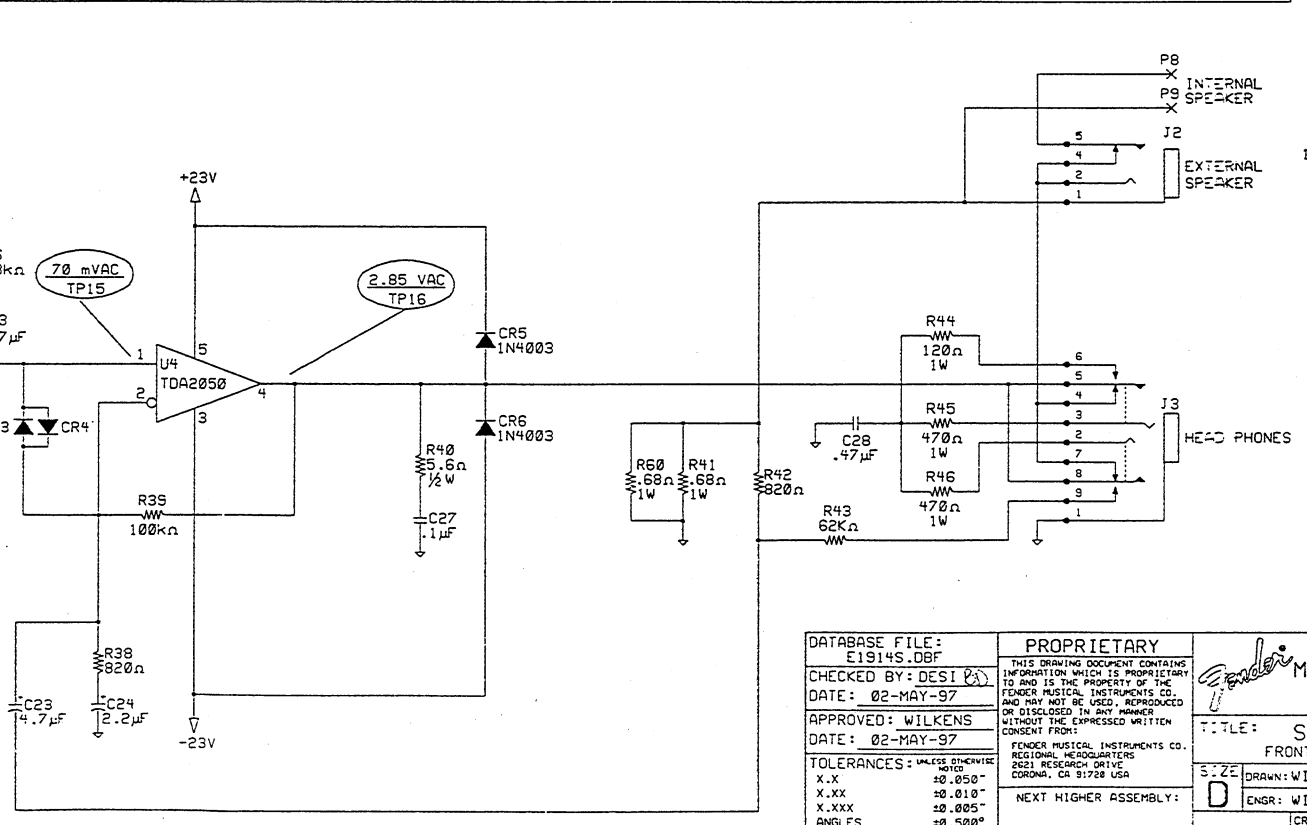


REVISIONS				
ZONE	REV.	DESCRIPTION	DATE	APPROVED
	A	RELEASED EC1914	02-MAY-97	MDW



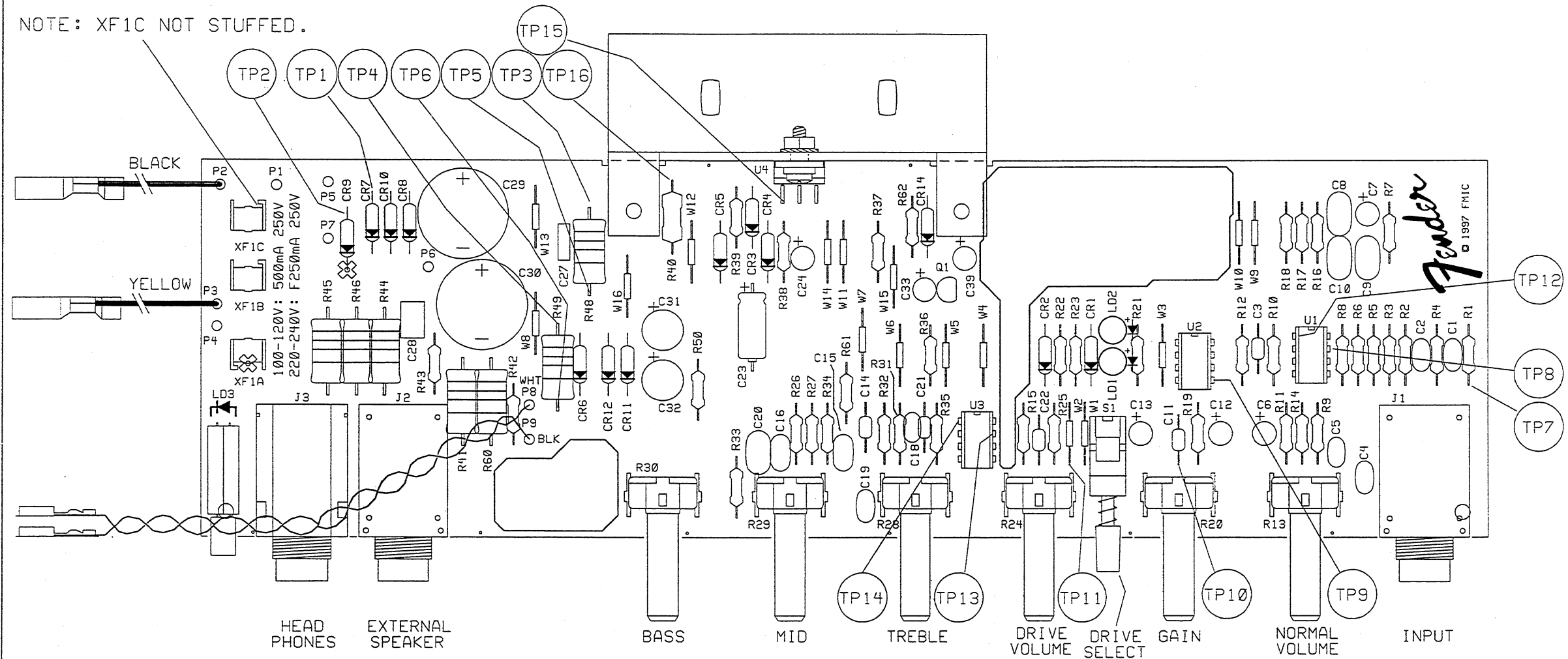
- NOTES: UNLESS OTHERWISE SPECIFIED.
1. ALL RESISTORS 1/4W, ± 5%.
  2. ALL CAPACITORS 50V MINIMUM.
  3. ALL DIODES 1N4448.
  4. DC VOLTAGES READ TO GROUND WITH A DVM, NO INPUT SIGNAL.
  5. AC VOLTAGE READINGS TAKEN WITH DVM TO GROUND UNDER THE FOLLOWING CONDITIONS:  
1kHz INPUT APPLIED THROUGH 1/4" PLUG TO J1  
8Ω RESISTIVE LOAD CONNECTED AT P8, P9  
GAIN AT 9 O'CLOCK  
ALL OTHER CONTROLS SET TO 12 O'CLOCK  
FOR BULLET REVERB ONLY:  
REVERB UNIT CONNECTED  
REVERB AT "0"
  6. INSTANCES NOT USED: C17 C25 C26 C34-C38 CR13 P10 P11  
R47 R51-R59 TP17 TP18 U5



OUTPUT TEST:  
1kHz INTO 8 OHMS  
8Ω RESISTIVE LOAD  
RATED LINE INPUT  
15 WATTS RMS 5% T.H.D.

DATABASE FILE: E1914S.DBF		PROPRIETARY		Fender MUSICAL INSTRUMENTS	
CHECKED BY: DESI		THIS DRAWING CONTAINS INFORMATION WHICH IS PROPRIETARY TO AND IS THE PROPERTY OF THE FENDER MUSICAL INSTRUMENTS CO. AND MAY NOT BE USED, REPRODUCED OR DISCLOSED IN ANY MANNER WITHOUT THE EXPRESSED WRITTEN CONSENT FROM:		2621 Research Drive Corona, CA 91720 USA	
DATE: 02-MAY-97		APPROVED: WILKENS		TITLE: SERVICE DIAGRAM	
DATE: 02-MAY-97		TOLERANCES: UNLESS OTHERWISE SPECIFIED		DRAWN: WILKENS	
X.XX ±0.050"		X.XX ±0.010"		DRAWING NUMBER	
X.XXX ±0.005"		ANGLES ±0.500°		0051920000	
		NEXT HIGHER ASSEMBLY:		REV. A	
				CREATED: 25-APR-97	
				PLOTTED: 16-JUN-97	
				SHEET 1 OF 2	

REVISIONS				
ZONE	REV.	DESCRIPTION	DATE	APPROVED
	A	EC1914	02-MAY-97	MDW



FILM/DWG: SERVICE DIAGRAM
DATABASE: E1914P.DBF      DATE: 16-JUN-97
LAYERS PLOTTED: 1 2 3 4      10
18

DATABASE FILE: E1914P.DBF
CHECKED BY: <i>Bles</i>
DATE: <i>6/16/97</i>
APPROVED: <i>MDW</i>
DATE: <i>6/16/97</i>
TOLERANCES: UNLESS OTHERWISE NOTED
X.X      ±0.050"
X.XX      ±0.010"
X.XXX      ±0.005"
ANGLES      ±0.500°

PROPRIETARY
THIS DRAWING DOCUMENT CONTAINS INFORMATION WHICH IS PROPRIETARY TO AND IS THE PROPERTY OF THE FENDER MUSICAL INSTRUMENTS CO. AND MAY NOT BE USED, REPRODUCED OR DISCLOSED IN ANY MANNER WITHOUT THE EXPRESSED WRITTEN CONSENT FROM:
FENDER MUSICAL INSTRUMENTS CO. REGIONAL HEADQUARTERS 2621 RESEARCH DRIVE CORONA, CA 91720 USA
NEXT HIGHER ASSEMBLY:

MUSICAL INSTRUMENTS 2621 Research Drive Corona, CA 91720 USA			
TITLE: SERVICE DIAGRAM FRONTMAN 15G AMPLIFIER			
SIZE <b>B</b>	DRAWN: WILKENS ENGR: WILKENS	DRAWING NUMBER 0051920000	REV. A
SCALE: N/A	CREATED: 25-APR-97 PLOTTED: 16-JUN-97	SHEET 2 OF 2	